

FEATURES

- MULTILAYER CONSTRUCTION
- TRANSIENT VOLTAGE (ESD, I/O, EFT AND BURST) PROTECTION
- -55°C ~ +125°C TEMPERATURE RANGE
- EIA SIZES 0402, 0603, 0805 AND 1206
- HIGH CURRENT RATING (UP TO 200A)
- FAST RESPONSE (LESS THAN 0.5nS)
- LOW CLAMPING VOLTAGES
- REFLOW SOLDERING COMPATIBLE

*1 - Maximum peak voltage across the varistor measured at a specified pulse current and waveform.

Energy Rating Pulse & Waveform: 0.00- 0.05 Joule 1A, 8/20µs, 0.10 Joule 2A, 8/20µs, 0.20- 0.50 Joule 5A, 8/20µs

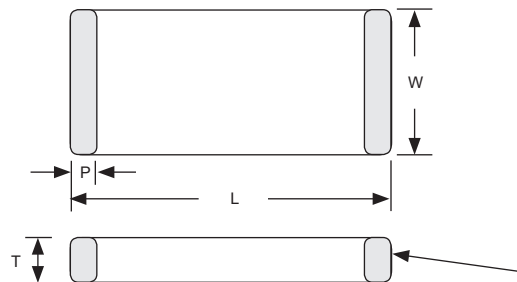
*2 - Maximum peak voltage across the varistor measured at 30ns after initiation of pulse on IEC61000-4-2 30A/8KV.

Please specify the capacitance tolerance code (N=±30%, Y=+100%~-50%).

Inquiries for custom products are welcome, please contact local NIC sales personnel to review your requirements.

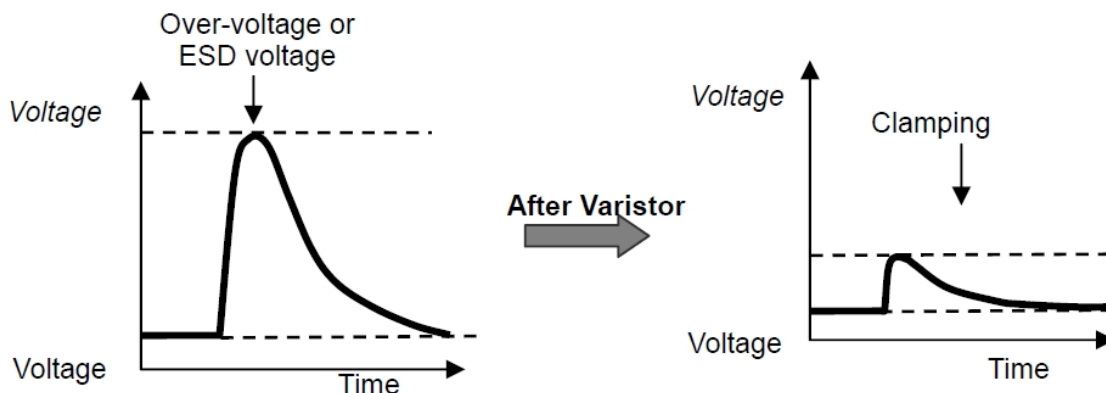
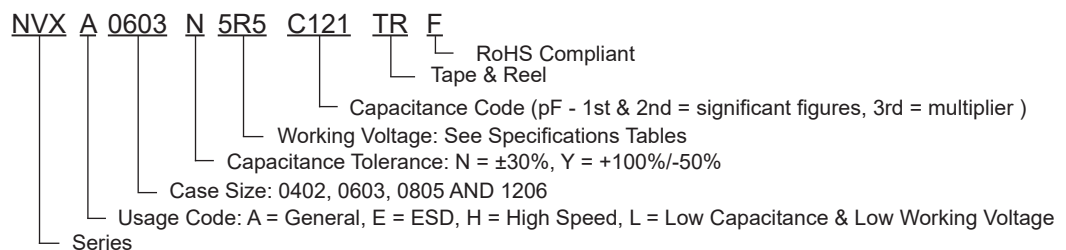
CASE SIZE DIMENSIONS (mm)

Type	L	W	T	p
NVX_0402	1.0 ± 0.15	0.5 ± 0.15	0.5 ± 0.15	0.25 ± 0.1
NVX_0603	1.6 ± 0.15	0.8 ± 0.15	0.8 ± 0.15	0.3 ± 0.2
NVX_0805	2.0 ± 0.2	1.25 ± 0.2	0.85 ± 0.2	0.5 ± 0.3
NVX_1206	3.2 ± 0.2	1.6 ± 0.2	0.85 ± 0.2	0.5 ± 0.3



Termination Finish: 100% Sn finish over Ni barrier

PART NUMBERING SYSTEM



NVXA0402 SPECIFICATIONS (FOR GENERAL PURPOSE APPLICATIONS)

Part Number	Max. Working Voltage <20mA		Varistor Voltage @1mA DC Volts	Max. Clamping Voltage		Rated Single Pulse Transient		Typical Capacitance @0.5Vrms, 1MHz (pF)
	VDC	VAC RMS		8/20 μ s Volts ₁	ESD Volts ₂	Energy 10/1000 μ s (Joules)	Peak Current 8/20 μ s (Amps)	
NVXA0402_5R5C181TRF	5.5	4.0	10.0 ~ 14.0	18	23	0.05	20	180
NVXA0402_5R5C231TRF	5.5	4.0	10.0 ~ 14.0	18	23	0.05	20	230
NVXA0402_5R5C361TRF	5.5	4.0	10.0 ~ 14.0	18	23	0.05	20	360
NVXA0402_090C121TRF	9.0	6.4	11.0 ~ 16.0	20	26	0.05	20	120
NVXA0402_090C151TRF	9.0	6.4	11.0 ~ 16.0	20	26	0.05	20	150
NVXA0402_090C231TRF	9.0	6.4	11.0 ~ 16.0	20	26	0.05	20	230
NVXA0402_140C121TRF	14	10	16.0 ~ 22.0	30	39	0.05	20	120
NVXA0402_140C161TRF	14	10	16.0 ~ 22.0	30	39	0.05	20	160

"_" = Add Capacitance Tolerance: N = \pm 30%, Y = +100%/-50%

NVXA0603 SPECIFICATIONS (FOR GENERAL PURPOSE APPLICATIONS)

Part Number	Max. Working Voltage <20mA		Varistor Voltage @1mA DC (Volts)	Max. Clamping Voltage		Rated Single Pulse Transient		Typical Capacitance @0.5Vrms, 1MHz (pF)
	VDC	VAC RMS		8/20 μ s (Volts ₁)	ESD (Volts ₂)	Energy 10/1000 μ s (Joules)	Peak Current 8/20 μ s (Amps)	
NVXA0603_5R5C121TRF	5.5	4.0	10.0 ~ 14.0	18	23	0.05	20	120
NVXA0603_5R5C141TRF	5.5	4.0	10.0 ~ 14.0	18	23	0.05	20	140
NVXA0603_5R5C231TRF	5.5	4.0	10.0 ~ 14.0	18	23	0.1	30	230
NVXA0603_5R5C361TRF	5.5	4.0	10.0 ~ 14.0	18	23	0.1	30	360
NVXA0603_5R5C551TRF	5.5	4.0	10.0 ~ 14.0	18	23	0.1	30	550
NVXA0603_5R5C821TRF	5.5	4.0	10.0 ~ 14.0	18	23	0.1	30	820
NVXA0603_090C121TRF	9.0	6.4	11.0 ~ 16.0	20	26	0.05	20	120
NVXA0603_090C141TRF	9.0	6.4	11.0 ~ 16.0	20	26	0.05	20	140
NVXA0603_090C231TRF	9.0	6.4	11.0 ~ 16.0	20	26	0.1	30	230
NVXA0603_090C361TRF	9.0	6.4	11.0 ~ 16.0	20	26	0.1	30	360
NVXA0603_090C551TRF	9.0	6.4	11.0 ~ 16.0	20	26	0.1	30	550
NVXA0603_090C821TRF	9.0	6.4	11.0 ~ 16.0	20	26	0.1	30	820
NVXA0603_140C121TRF	14	10	16.0 ~ 22.0	30	39	0.05	20	120
NVXA0603_140C141TRF	14	10	16.0 ~ 22.0	30	39	0.05	20	140
NVXA0603_140C251TRF	14	10	16.0 ~ 22.0	30	39	0.1	30	250
NVXA0603_140C361TRF	14	10	16.0 ~ 22.0	30	39	0.1	30	360
NVXA0603_140C551TRF	14	10	16.0 ~ 22.0	30	39	0.1	30	550
NVXA0603_180C121TRF	18	12.7	22.0 ~ 28.0	40	48	0.05	20	120
NVXA0603_180C141TRF	18	12.7	22.0 ~ 28.0	40	48	0.05	20	140
NVXA0603_180C231TRF	18	12.7	22.0 ~ 28.0	40	48	0.1	30	230
NVXA0603_180C361TRF	18	12.7	22.0 ~ 28.0	40	48	0.1	30	360
NVXA0603_260C121TRF	26	18.4	31.0 ~ 38.0	58	70	0.1	30	120
NVXA0603_260C161TRF	26	18.4	31.0 ~ 38.0	58	70	0.1	30	160
NVXA0603_300C121TRF	30	21.3	37.0 ~ 46.0	65	78	0.1	30	120
NVXA0603_300C141TRF	30	21.3	37.0 ~ 46.0	65	78	0.1	30	140

"_" = Add Capacitance Tolerance: N = \pm 30%, Y = +100%/-50%



NVXA0805 SPECIFICATIONS (FOR GENERAL PURPOSE APPLICATIONS)

Part Number	Max. Working Voltage <20mA		Varistor Voltage @1mA DC (Volts)	Max. Clamping Voltage 8/20 μ s (Volts ₁)	Rated Single Pulse Transient		Typical Capacitance @0.5Vrms, 1MHz (pF)
	VDC	VAC RMS			Energy 10/1000 μ s (Joules)	Peak Current 8/20 μ s (Amps)	
NVXA0805_5R5C901TRF	5.5	4.0	10.0 ~ 14.0	18	0.2	60	900
NVXA0805_5R5C122TRF	5.5	4.0	10.0 ~ 14.0	18	0.3	120	1200
NVXA0805_5R5C202TRF	5.5	4.0	10.0 ~ 14.0	18	0.4	150	2000
NVXA0805_090C701TRF	9.0	6.4	11.0 ~ 16.0	20	0.2	60	700
NVXA0805_090C102TRF	9.0	6.4	11.0 ~ 16.0	20	0.3	120	1000
NVXA0805_090C162TRF	9.0	6.4	11.0 ~ 16.0	20	0.4	150	1600
NVXA0805_140C401TRF	14	10	16.0 ~ 22.0	30	0.2	60	400
NVXA0805_140C701TRF	14	10	16.0 ~ 22.0	30	0.3	120	700
NVXA0805_140C901TRF	14	10	16.0 ~ 22.0	30	0.4	150	900
NVXA0805_180C301TRF	18	12.7	22.0 ~ 28.0	40	0.2	60	300
NVXA0805_180C501TRF	18	12.7	22.0 ~ 28.0	40	0.3	120	500
NVXA0805_180C701TRF	18	12.7	22.0 ~ 28.0	40	0.4	150	700
NVXA0805_260C251TRF	26	18.4	31.0 ~ 38.0	58	0.2	60	250
NVXA0805_260C401TRF	26	18.4	31.0 ~ 38.0	58	0.3	120	400
NVXA0805_300C181TRF	30	21.3	37.0 ~ 46.0	65	0.2	60	180
NVXA0805_300C301TRF	30	21.3	37.0 ~ 46.0	65	0.3	120	300

"_" = Add Capacitance Tolerance: N = \pm 30%, Y = +100%/-50%

NVXA1206 SPECIFICATIONS (FOR GENERAL PURPOSE APPLICATIONS)

Part Number	Max. Working Voltage <20mA		Varistor Voltage @1mA DC (Volts)	Max. Clamping Voltage 8/20 μ s (Volts ₁)	Rated Single Pulse Transient		Typical Capacitance @0.5Vrms, 1MHz (pF)
	VDC	VAC RMS			Energy 10/1000 μ s (Joules)	Peak Current 8/20 μ s (Amps)	
NVXA1206_5R5C202TRF	5.5	4.0	10.0 ~ 14.0	18	0.4	150	2000
NVXA1206_5R5C252TRF	5.5	4.0	10.0 ~ 14.0	18	0.5	200	2500
NVXA1206_090C162TRF	9.0	6.4	11.0 ~ 16.0	20	0.4	150	1600
NVXA1206_090C202TRF	9.0	6.4	11.0 ~ 16.0	20	0.5	200	2000
NVXA1206_140C901TRF	14	10	16.0 ~ 22.0	30	0.3	120	900
NVXA1206_140C122TRF	14	10	16.0 ~ 22.0	30	0.4	150	1200
NVXA1206_140C152TRF	14	10	16.0 ~ 22.0	30	0.5	200	1500
NVXA1206_180C701TRF	18	12.7	22.0 ~ 28.0	40	0.3	120	700
NVXA1206_180C901TRF	18	12.7	22.0 ~ 28.0	40	0.4	150	900
NVXA1206_180C122TRF	18	12.7	22.0 ~ 28.0	40	0.5	200	1200
NVXA1206_260C501TRF	26	18.4	31.0 ~ 38.0	58	0.3	120	500
NVXA1206_260C701TRF	26	18.4	31.0 ~ 38.0	58	0.4	150	700
NVXA1206_260C901TRF	26	18.4	31.0 ~ 38.0	58	0.5	200	900
NVXA1206_300C401TRF	30	21.3	37.0 ~ 46.0	65	0.3	120	400
NVXA1206_300C501TRF	30	21.3	37.0 ~ 46.0	65	0.4	150	500
NVXA1206_300C701TRF	30	21.3	37.0 ~ 46.0	65	0.5	200	700
NVXA1206_480C181TRF	48	34.1	54.0 ~ 67.0	100	0.3	120	180
NVXA1206_480C251TRF	48	34.1	54.0 ~ 67.0	100	0.4	150	250
NVXA1206_480C401TRF	48	34.1	54.0 ~ 67.0	100	0.5	200	400

"_" = Add Capacitance Tolerance: N = \pm 30%, Y = +100%/-50%



NVXE 0402 SPECIFICATIONS (FOR ESD APPLICATIONS)

Part Number	Max. Working Voltage <20mA		Varistor Voltage @1mA DC (Volts)	Max. Clamping Voltage		Rated Single Pulse Transient		Typical Capacitance @0.5Vrms, 1MHz (pF)
	VDC	VAC RMS		8/20µs (Volts ₁)	ESD (Volts ₂)	Energy 10/1000µs (Joules)	Peak Current 8/20µs (Amps)	
NVXE0402_5R5C180TRF	5.5	4.0	10.0 ~ 14.0	18	23	0.005	3.0	18
NVXE0402_5R5C300TRF	5.5	4.0	10.0 ~ 14.0	18	23	0.005	5.0	30
NVXE0402_5R5C500TRF	5.5	4.0	10.0 ~ 14.0	18	23	0.01	10	50
NVXE0402_5R5C800TRF	5.5	4.0	10.0 ~ 14.0	18	23	0.02	10	80
NVXE0402_5R5C101TRF	5.5	4.0	10.0 ~ 14.0	18	23	0.05	20	100
NVXE0402_090C180TRF	9.0	6.4	11.0 ~ 16.0	20	26	0.005	3.0	18
NVXE0402_090C300TRF	9.0	6.4	11.0 ~ 16.0	20	26	0.005	5.0	30
NVXE0402_090C500TRF	9.0	6.4	11.0 ~ 16.0	20	26	0.01	10	50
NVXE0402_090C800TRF	9.0	6.4	11.0 ~ 16.0	20	26	0.02	15	80
NVXE0402_090C101TRF	9.0	6.4	11.0 ~ 16.0	20	26	0.05	20	100
NVXE0402_140C180TRF	14	10	16.0 ~ 22.0	30	39	0.005	3.0	18
NVXE0402_140C300TRF	14	10	16.0 ~ 22.0	30	39	0.01	5.0	30
NVXE0402_140C500TRF	14	10	16.0 ~ 22.0	30	39	0.02	10	50
NVXE0402_140C800TRF	14	10	16.0 ~ 22.0	30	39	0.03	15	80
NVXE0402_140C101TRF	14	10	16.0 ~ 22.0	30	39	0.05	20	100
NVXE0402_180C150TRF	18	12.7	22.0 ~ 28.0	40	48	0.005	2.0	15
NVXE0402_180C180TRF	18	12.7	22.0 ~ 28.0	40	48	0.01	5.0	18
NVXE0402_180C300TRF	18	12.7	22.0 ~ 28.0	40	48	0.02	10	30
NVXE0402_180C500TRF	18	12.7	22.0 ~ 28.0	40	48	0.02	10	50
NVXE0402_180C800TRF	18	12.7	22.0 ~ 28.0	40	48	0.03	15	80
NVXE0402_180C101TRF	18	12.7	22.0 ~ 28.0	40	48	0.05	20	100
NVXE0402_260C180TRF	26	18.4	31.0 ~ 38.0	58	70	0.02	5.0	18
NVXE0402_260C300TRF	26	18.4	31.0 ~ 38.0	58	70	0.03	10	30
NVXE0402_260C500TRF	26	18.4	31.0 ~ 38.0	58	70	0.03	10	50

"_" = Add Capacitance Tolerance: N = ±30%, Y = +100%/-50%

NVXE 0603 SPECIFICATIONS (FOR ESD APPLICATIONS)

Part Number	Max. Working Voltage <20mA		Varistor Voltage @1mA DC (Volts)	Max. Clamping Voltage		Rated Single Pulse Transient		Typical Capacitance @0.5Vrms, 1MHz (pF)
	VDC	VAC RMS		8/20µs (Volts ₁)	ESD (Volts ₂)	Energy 10/1000µs (Joules)	Peak Current 8/20µs (Amps)	
NVXE0603_5R5C180TRF	5.5	4.0	10.0 ~ 14.0	18	23	0.005	3.0	18
NVXE0603_5R5C300TRF	5.5	4.0	10.0 ~ 14.0	18	23	0.005	5.0	30
NVXE0603_5R5C500TRF	5.5	4.0	10.0 ~ 14.0	18	23	0.01	10	50
NVXE0603_5R5C800TRF	5.5	4.0	10.0 ~ 14.0	18	23	0.02	10	80
NVXE0603_5R5C101TRF	5.5	4.0	10.0 ~ 14.0	18	23	0.05	20	100
NVXE0603_090C180TRF	9.0	6.4	11.0 ~ 16.0	20	26	0.005	3.0	18
NVXE0603_090C300TRF	9.0	6.4	11.0 ~ 16.0	20	26	0.005	5.0	30
NVXE0603_090C500TRF	9.0	6.4	11.0 ~ 16.0	20	26	0.01	10	50
NVXE0603_090C800TRF	9.0	6.4	11.0 ~ 16.0	20	26	0.02	15	80
NVXE0603_090C101TRF	9.0	6.4	11.0 ~ 16.0	20	26	0.05	20	100
NVXE0603_140C180TRF	14	10	16.0 ~ 22.0	30	39	0.005	3.0	18
NVXE0603_140C300TRF	14	10	16.0 ~ 22.0	30	39	0.01	5.0	30
NVXE0603_140C500TRF	14	10	16.0 ~ 22.0	30	39	0.02	10	50
NVXE0603_140C800TRF	14	10	16.0 ~ 22.0	30	39	0.03	15	80
NVXE0603_140C101TRF	14	10	16.0 ~ 22.0	30	39	0.05	20	100
NVXE0603_180C180TRF	18	12.7	22.0 ~ 28.0	40	48	0.005	5.0	18
NVXE0603_180C300TRF	18	12.7	22.0 ~ 28.0	40	48	0.02	10	30
NVXE0603_180C600TRF	18	12.7	22.0 ~ 28.0	40	48	0.02	10	60
NVXE0603_180C800TRF	18	12.7	22.0 ~ 28.0	40	48	0.03	15	80
NVXE0603_180C101TRF	18	12.7	22.0 ~ 28.0	40	48	0.05	20	100
NVXE0603_260C180TRF	26	18.4	31.0 ~ 38.0	58	70	0.02	5.0	18
NVXE0603_260C300TRF	26	18.4	31.0 ~ 38.0	58	70	0.03	10	30
NVXE0603_260C500TRF	26	18.4	31.0 ~ 38.0	58	70	0.03	10	50

"_" = Add Capacitance Tolerance: **N** = ±30%, **Y** = +100%/-50%

NVXE 0805 SPECIFICATIONS (FOR ESD APPLICATIONS)

Part Number	Max. Working Voltage <20mA		Varistor Voltage @1mA DC (Volt)	Max. Clamping Voltage		Rated Single Pulse Transient		Typical Capacitance @0.5Vrms, 1MHz (pF)
	VDC	VAC RMS		8/20 μ s (Volts ₋₁)	ESD (Volts ₋₂)	Energy 10/1000 μ s (Joules)	Peak Current 8/20 μ s (Amps)	
NVXE0805_5R5C180TRF	5.5	4.0	10.0 ~ 14.0	18	23	0.005	3.0	18
NVXE0805_180C101TRF	18	12.7	22.0 ~ 28.0	40	48	0.05	20	100
NVXE0805_260C800TRF	26	18.4	31.0 ~ 38.0	58	70	0.05	20	80
NVXE0805_300C500TRF	30	21.3	37.0 ~ 46.0	65	78	0.05	15	50

"_" = Add Capacitance Tolerance: N = \pm 30%, Y = +100%/-50%

NVXH 0402 SPECIFICATIONS (FOR HIGH SPEED APPLICATIONS)

Part Number	Max. Working Voltage <20mA		Varistor Voltage @1mA DC (Volts)	Max. Clamping Voltage		Rated Single Pulse Transient		Typical Capacitance @0.5Vrms, 1MHz (pF)
	VDC	VAC RMS		8/20 μ s (Volts ₋₁)	ESD (Volts ₋₂)	Energy 10/1000 μ s (Joules)	Peak Current 8/20 μ s (Amps)	
NVXH0402_140C100TRF	14	10	16.0 ~ 22.0	30	39	0.005	2.0	10
NVXH0402_140C120TRF	14	10	16.0 ~ 22.0	30	39	0.005	2.0	12
NVXH0402_180C050TRF	18	12.7	22.0 ~ 28.0	40	48	0.005	2.0	5.0
NVXH0402_180C100TRF	18	12.7	22.0 ~ 28.0	40	48	0.005	2.0	10
NVXH0402_260C030TRF	26	18.4	31.0 ~ 38.0	58	70	0.003	1.0	3.0
NVXH0402_260C100TRF	26	18.4	31.0 ~ 38.0	58	70	0.005	2.0	10
NVXH0402_260C120TRF	26	18.4	31.0 ~ 38.0	58	70	0.005	2.0	12

"_" = Add Capacitance Tolerance: N = \pm 30%, Y = +100%/-50%

NVXH 0603 SPECIFICATIONS (FOR HIGH SPEED APPLICATIONS)

Part Number	Max. Working Voltage <20mA		Varistor Voltage @1mA DC (Volts)	Max. Clamping Voltage		Rated Single Pulse Transient		Typical Capacitance @0.5Vrms, 1MHz (pF)
	VDC	VAC RMS		8/20 μ s (Volts ₋₁)	ESD (Volts ₋₂)	Energy 10/1000 μ s (Joules)	Peak Current 8/20 μ s (Amps)	
NVXH0603_140C100TRF	14	10	16.0 ~ 22.0	30	39	0.005	2.0	10
NVXH0603_140C120TRF	14	10	16.0 ~ 22.0	30	39	0.005	2.0	12
NVXH0603_180C050TRF	18	12.7	22.0 ~ 28.0	40	48	0.003	1.0	5.0
NVXH0603_180C100TRF	18	12.7	22.0 ~ 28.0	40	48	0.005	2.0	10
NVXH0603_180C120TRF	18	12.7	22.0 ~ 28.0	40	48	0.005	2.0	12
NVXH0603_260C030TRF	26	18.4	31.0 ~ 38.0	58	70	0.003	1.0	3.0
NVXH0603_260C100TRF	26	18.4	31.0 ~ 38.0	58	70	0.005	2.0	10
NVXH0603_260C120TRF	26	18.4	31.0 ~ 38.0	58	70	0.005	2.0	12

"_" = Add Capacitance Tolerance: N = \pm 30%, Y = +100%/-50%

NVXL 0402 SPECIFICATIONS (FOR SPECIAL APPLICATIONS)

Part Number	Max. Working Voltage <20mA		Varistor Voltage @1mA DC (Volts)	Max. Clamping Voltage		Rated Single Pulse Transient		Typical Capacitance @0.5Vrms, 1MHz (pF)
	VDC	VAC RMS		8/20 μ s (Volts ₁)	ESD (Volts ₂)	Energy 10/1000 μ s (Joules)	Peak Current 8/20 μ s (Amps)	
NVXL0402_5R5C030TRF	5.5	4.0	31.0 ~ 38.0	58	70	0.003	1.0	3.0
NVXL0402_5R5C050TRF	5.5	4.0	22.0 ~ 28.0	40	48	0.003	1.0	5.0
NVXL0402_5R5C100TRF	5.5	4.0	22.0 ~ 28.0	40	48	0.005	2.0	10
NVXL0402_5R5C120TRF	5.5	4.0	22.0 ~ 28.0	40	48	0.005	2.0	12
NVXL0402_090C030TRF	9.0	6.4	31.0 ~ 38.0	58	70	0.003	1.0	3.0
NVXL0402_090C050TRF	9.0	6.4	22.0 ~ 28.0	40	48	0.003	1.0	5.0
NVXL0402_090C100TRF	9.0	6.4	22.0 ~ 28.0	40	48	0.005	2.0	10
NVXL0402_090C120TRF	9.0	6.4	22.0 ~ 28.0	40	48	0.005	2.0	12
NVXL0402_140C030TRF	14	10	31.0 ~ 38.0	58	70	0.003	1.0	3.0
NVXL0402_140C050TRF	14	10	22.0 ~ 28.0	40	48	0.003	1.0	5.0
NVXL0402_180C030TRF	18	12.7	31.0 ~ 38.0	58	70	0.003	1.0	3.0

"_" = Add Capacitance Tolerance: N = \pm 30%, Y = +100%/-50%

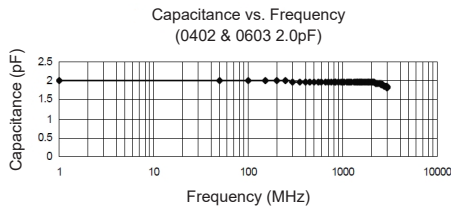
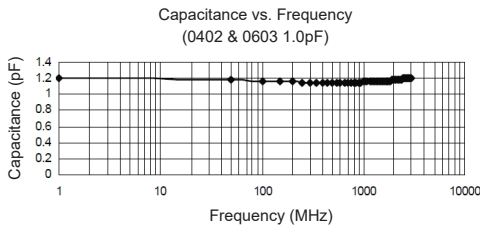
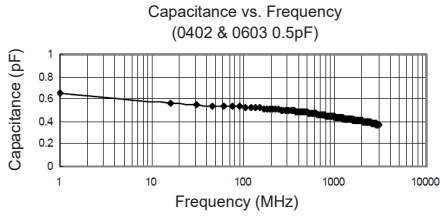
NVXL 0603 SPECIFICATIONS (FOR SPECIAL APPLICATIONS)

Part Number	Max. Working Voltage <20mA		Varistor Voltage @1mA DC (Volts)	Max. Clamping Voltage		Rated Single Pulse Transient		Typical Capacitance @0.5Vrms, 1MHz (pF)
	VDC	VAC RMS		8/20 μ s (Volts ₁)	ESD (Volts ₂)	Energy 10/1000 μ s (Joules)	Peak Current 8/20 μ s (Amps)	
NVXL0603_5R5C030TRF	5.5	4.0	31.0 ~ 38.0	58	70	0.003	1.0	3.0
NVXL0603_5R5C050TRF	5.5	4.0	22.0 ~ 28.0	40	48	0.003	1.0	5.0
NVXL0603_5R5C100TRF	5.5	4.0	22.0 ~ 28.0	40	48	0.005	2.0	10
NVXL0603_5R5C120TRF	5.5	4.0	22.0 ~ 28.0	40	48	0.005	2.0	12
NVXL0603_090C030TRF	9.0	6.4	31.0 ~ 38.0	58	70	0.003	1.0	3.0
NVXL0603_090C050TRF	9.0	6.4	22.0 ~ 28.0	40	48	0.003	1.0	5.0
NVXL0603_090C100TRF	9.0	6.4	22.0 ~ 28.0	40	48	0.005	2.0	10
NVXL0603_090C120TRF	9.0	6.4	22.0 ~ 28.0	40	48	0.005	2.0	12
NVXL0603_140C030TRF	14	10	31.0 ~ 38.0	58	70	0.003	1.0	3.0
NVXL0603_140C050TRF	14	10	22.0 ~ 28.0	40	48	0.003	1.0	5.0
NVXL0603_180C030TRF	18	12.7	31.0 ~ 38.0	58	70	0.003	1.0	3.0

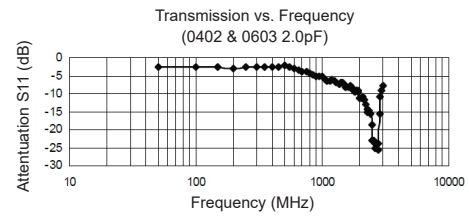
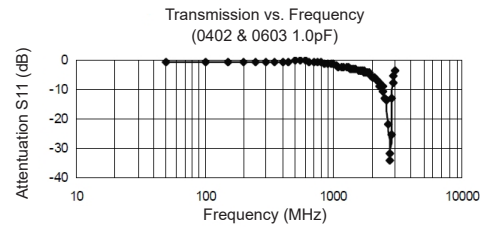
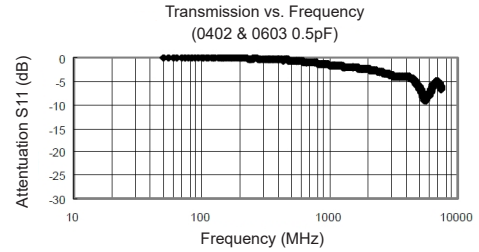
"_" = Add Capacitance Tolerance: N = \pm 30%, Y = +100%/-50%

TYPICAL PERFORMANCE CHARACTERISTICS

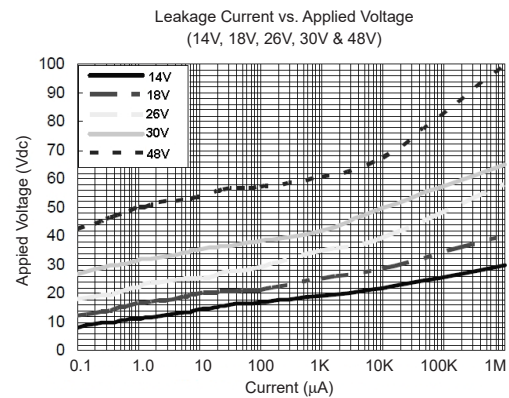
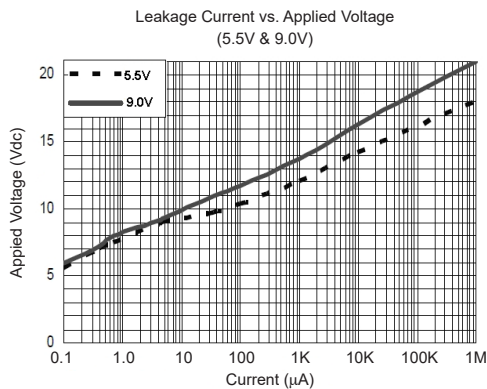
1. CAPACITANCE VERSUS FREQUENCY



2. TRANSMISSION VERSUS FREQUENCY

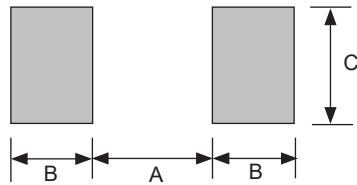


3. LEAKAGE CURRENT VERSUS APPLIED VOLTAGE

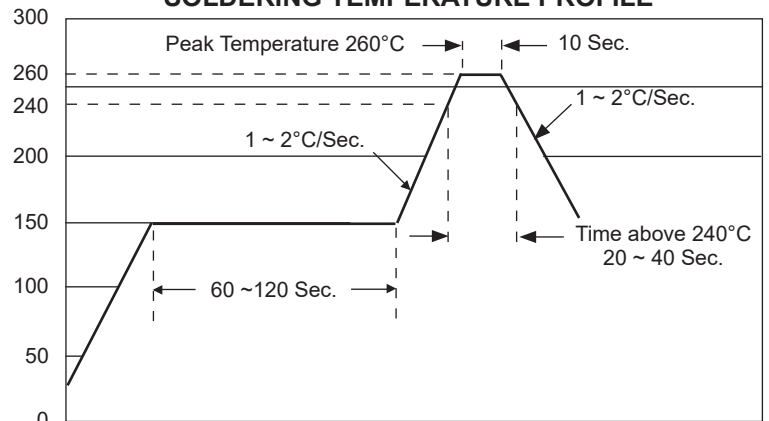


RECOMMENDED LAND PATTERN DIMENSIONS (mm)

Type	A	B	C
NVX_0402	0.45 ~ 0.55	0.40 ~ 0.50	0.45 ~ 0.55
NVX_0603	0.6 ~ 0.8	0.6 ~ 0.8	0.6 ~ 0.8
NVX_0805	0.8 ~ 1.2	0.8 ~ 1.2	0.9 ~ 1.6
NVX_1206	1.8 ~ 2.5	1.0 ~ 1.5	1.2 ~ 2.0



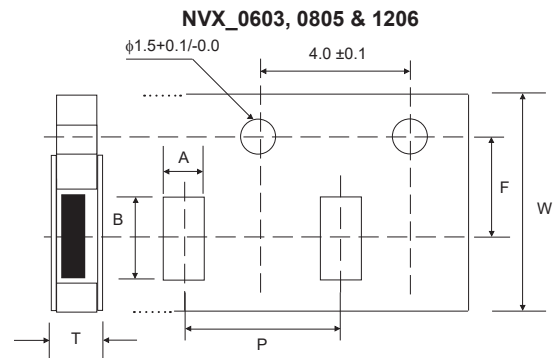
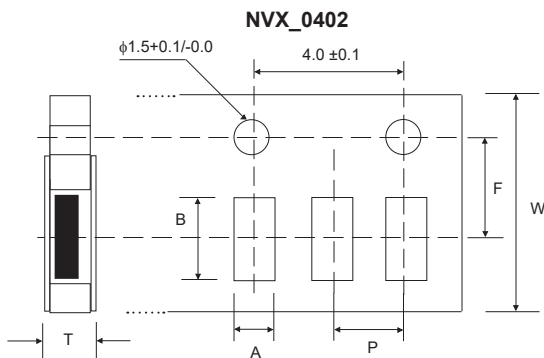
RECOMMENDED REFLOW SOLDERING TEMPERATURE PROFILE



Note: 2 times maximum reflow

CARRIER DIMENSIONS (mm) AND REEL QUANTITY

Type	A	B	P	T	F	W	Reel Quantity
NVX_0402	0.65	1.15	2.0	0.8	3.5 ± 0.05	8.0 ± 0.3	10,000
NVX_0603	1.0	1.8	4.0	1.1			4,000
NVX_0805	1.5	2.3					4,000
NVX_1206	1.9	3.5	3,000				



REEL DIMENSIONS (mm)

A	B	C	D	W
178 ± 2.0	58 ± 2.0	2.45 ± 0.2	13.5 ± 0.2	9.0 ± 1.5

