

# NPXF Series

## Radial Leaded Interference Suppression Film Capacitors




MOLDED BOX CONSTRUCTION, SUPPRESSION CAPACITOR, RADIAL LEAD

### FEATURES

- Safety Agency Listed: UL, cUL, ENEC, CQC
- “X1” Safety Cap Classification For Use In Across-The-Line Applications
- Metallized Polypropylene Film
- Non-Inductive & Self-Healing Construction
- RoHS Compliant & Pb-Free Finish
- Molded Case Meets UL-94V-0 Flammability Test

**HIGH  
VOLTAGE  
X1 440VAC ~ 480VAC**



### SPECIFICATIONS (CLASS X1)

Operating Temperature	-40°C ~ +110°C	
Rated Voltage	440VAC/480VAC	
Continuous Working DC Voltage	1,000VDC	
Capacitance Range	0.001μF ~ 10μF	
Capacitance Tolerance	±5% (J), ±10% (K), ±20% (M)	
Insulation Resistance (min.)	≤0.33μF IR > 15,000Megohm @ 100V after 60 sec. >0.33μF IR ≥ 5,000Megohm or 5,000Megohm/μF whichever is less @ 100V after 60 sec.	
Dissipation Factor	< 0.1% max. @ 1KHz/20°C	
IEC 60068-1 Climatic category (Damp heat, steady state)	40/110/56 Temp. +40°C ± 2°C with relative humidity (RH): 93% ±2% for 56 days	
Dielectric Strength	Between Terminals	3400VDC for 2 seconds max.
	Between Terminals & Enclosure	2560VAC for 1 minute max.

### SAFETY AGENCY APPROVALS

Agency	Standard	Capacitance Values	Voltages	Certificate Number
UL/cUL	UL60384-14 CSAE60384-14	0.001μF ~ 10μF	440VAC & 480VAC	E209251
	ENEC		EN60384-14 : 2013 (ed.4)	440VAC & 480VAC
CQC	IEC60384-14 : 2005		440VAC & 480VAC	CQC13001099627

### DV/DT RATINGS

Lead-Space (mm)	7.5	10	15	22.5	27.5	32.5	37.5	47.5	52.5
DV/DT (V/μS)	550	450	250	180	150	100	90	80	50

### CUT LEAD CODES (BULK PARTS ONLY)

Lead Length*	2.5	3.0	3.5	4.0	4.5	5.0	5.5	6.0	6.5	7.0	7.5
Code	A	B	C	D	E	G	H	J	K	L	M

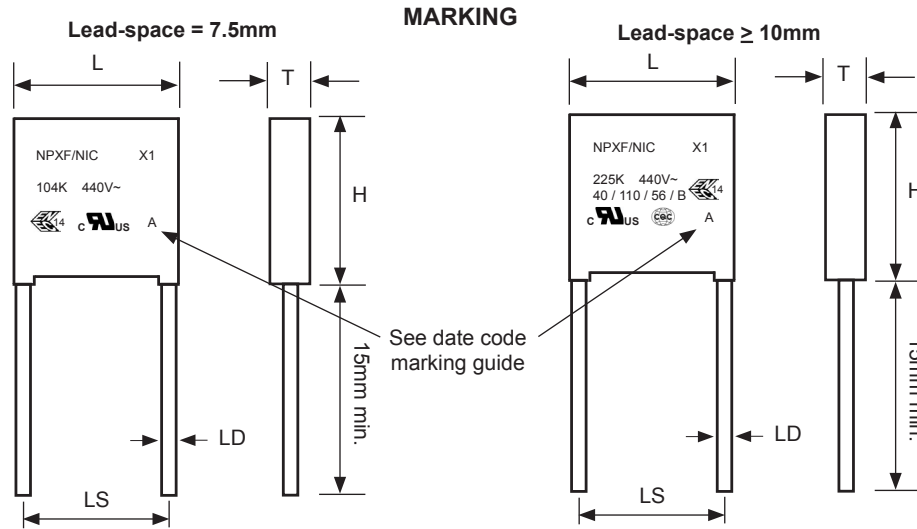
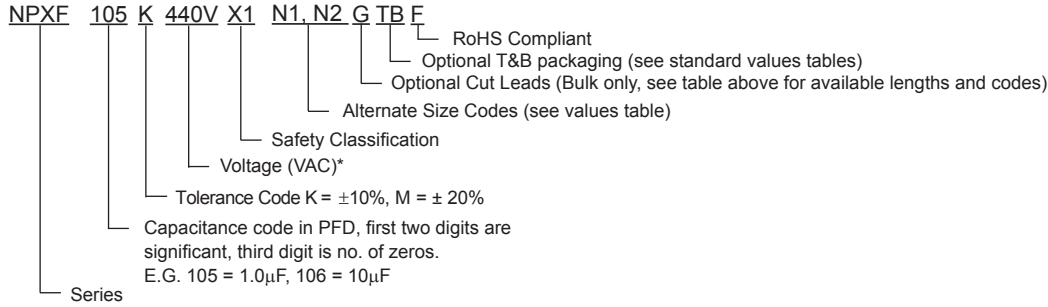
\* Lead length ±0.5mm

# NPXF Series

## Radial Leaded Interference Suppression Film Capacitors



### PART NUMBER SYSTEM



### DATE CODE MARKING

Year	Month	Code	Year	Month	Code	Year	Month	Code	Year	Month	Code
2020	Jan.	n	2021	Jan.	A	2022	Jan.	N	2023	Jan.	a
	Feb.	p		Feb.	B		Feb.	P		Feb.	b
	Mar.	q		Mar.	C		Mar.	Q		Mar.	c
	Apr.	r		Apr.	D		Apr.	R		Apr.	d
	May.	s		May.	E		May.	S		May.	e
	Jun.	t		Jun.	F		Jun.	T		Jun.	f
	Jul.	u		Jul.	G		Jul.	U		Jul.	g
	Aug.	v		Aug.	H		Aug.	V		Aug.	h
	Sept.	w		Sept.	J		Sept.	W		Sept.	j
	Oct.	x		Oct.	K		Oct.	X		Oct.	k
	Nov.	y		Nov.	L		Nov.	Y		Nov.	l
	Dec.	z		Dec.	M		Dec.	Z		Dec.	m

# NPXF Series

## Radial Leaded Interference Suppression Film Capacitors



### STANDARD VALUES AND CASE SIZE (mm)

Part Number	Cap. Value (μF)	Capacitance Code	Standard Tolerance*	L ±1.0	H ±1.0	T ±1.0	LS ±1.0	LD ±0.05	Packaging Quantity	
									Bulk	T&B
NPXF102K440VX1N1F	0.001	102	±10% (K)	10.5	9.0	4.0	7.5	0.6	1000	1300
NPXF102K440VX1N2F	0.001	102	±10% (K)	13.0	11.0	5.0	10.0	0.6	500	500
NPXF102K440VX1N3F	0.001	102	±10% (K)	18.0	11.0	5.0	15.0	0.6	500	450
NPXF152K440VX1N1F	0.0015	152	±10% (K)	10.5	9.0	4.0	7.5	0.6	1000	1300
NPXF152K440VX1N2F	0.0015	152	±10% (K)	13.0	11.0	5.0	10.0	0.6	500	500
NPXF152K440VX1N3F	0.0015	152	±10% (K)	18.0	11.0	5.0	15.0	0.6	500	450
NPXF222K440VX1N1F	0.0022	222	±10% (K)	10.5	9.0	4.0	7.5	0.6	1000	1300
NPXF222K440VX1N2F	0.0022	222	±10% (K)	13.0	11.0	5.0	10.0	0.6	500	500
NPXF222K440VX1N3F	0.0022	222	±10% (K)	18.0	11.0	5.0	15.0	0.6	500	450
NPXF272K440VX1N1F	0.0027	272	±10% (K)	10.5	9.0	4.0	7.5	0.6	1000	1300
NPXF272K440VX1N2F	0.0027	272	±10% (K)	13.0	11.0	5.0	10.0	0.6	500	500
NPXF272K440VX1N3F	0.0027	272	±10% (K)	18.0	11.0	5.0	15.0	0.6	500	450
NPXF332K440VX1N1F	0.0033	332	±10% (K)	10.5	9.0	4.0	7.5	0.6	1000	1300
NPXF332K440VX1N2F	0.0033	332	±10% (K)	13.0	11.0	5.0	10.0	0.6	500	500
NPXF332K440VX1N3F	0.0033	332	±10% (K)	18.0	11.0	5.0	15.0	0.6	500	450
NPXF392K440VX1N1F	0.0039	392	±10% (K)	10.5	9.0	4.0	7.5	0.6	1000	1300
NPXF392K440VX1N2F	0.0039	392	±10% (K)	13.0	11.0	5.0	10.0	0.6	500	500
NPXF392K440VX1N3F	0.0039	392	±10% (K)	18.0	11.0	5.0	15.0	0.6	500	450
NPXF472K440VX1N1F	0.0047	472	±10% (K)	10.5	9.0	4.0	7.5	0.6	1000	1300
NPXF472K440VX1N2F	0.0047	472	±10% (K)	13.0	11.0	5.0	10.0	0.6	500	500
NPXF472K440VX1N3F	0.0047	472	±10% (K)	18.0	11.0	5.0	15.0	0.6	500	450
NPXF562K440VX1N1F	0.0056	562	±10% (K)	10.5	9.0	4.0	7.5	0.6	1000	1300
NPXF562K440VX1N2F	0.0056	562	±10% (K)	13.0	11.0	5.0	10.0	0.6	500	500
NPXF562K440VX1N3F	0.0056	562	±10% (K)	18.0	11.0	5.0	15.0	0.6	500	450
NPXF682K440VX1N1F	0.0068	682	±10% (K)	10.5	11.0	5.0	7.5	0.6	1000	1000
NPXF682K440VX1N2F	0.0068	682	±10% (K)	13.0	11.0	5.0	10.0	0.6	500	500
NPXF682K440VX1N3F	0.0068	682	±10% (K)	18.0	11.0	5.0	15.0	0.6	500	450
NPXF822K440VX1N1F	0.0082	822	±10% (K)	10.5	11.0	5.0	7.5	0.6	1000	1000
NPXF822K440VX1N2F	0.0082	822	±10% (K)	13.0	11.0	5.0	10.0	0.6	500	500
NPXF822K440VX1N3F	0.0082	822	±10% (K)	18.0	11.0	5.0	15.0	0.6	500	450
NPXF103K440VX1N1F	0.01	103	±10% (K)	10.5	11.0	5.0	7.5	0.6	1000	1000
NPXF103K440VX1N2F	0.01	103	±10% (K)	13.0	11.0	5.0	10.0	0.6	500	500
NPXF103K440VX1N3F	0.01	103	±10% (K)	18.0	11.0	5.0	15.0	0.6	500	450
NPXF123K440VX1N1F	0.012	123	±10% (K)	10.5	12.0	6.0	7.5	0.6	1000	800
NPXF123K440VX1N2F	0.012	123	±10% (K)	13.0	11.0	5.0	10.0	0.6	500	500
NPXF123K440VX1N3F	0.012	123	±10% (K)	18.0	11.0	5.0	15.0	0.6	500	450
NPXF153M440VX1N1F	0.015	153	±20% (M)	10.5	12.0	6.0	7.5	0.6	1000	800
NPXF153K440VX1N2F	0.015	153	±10% (K)	13.0	11.0	5.0	10.0	0.6	500	500
NPXF153K440VX1N3F	0.015	153	±10% (K)	18.0	11.0	5.0	15.0	0.6	500	450
NPXF183K440VX1N1F	0.018	183	±10% (K)	13.0	11.0	5.0	10.0	0.6	500	500
NPXF183K440VX1N2F	0.018	183	±10% (K)	18.0	11.0	5.0	15.0	0.6	500	450
NPXF223K440VX1N1F	0.022	223	±10% (K)	13.0	11.0	5.0	10.0	0.6	500	500
NPXF223K440VX1N2F	0.022	223	±10% (K)	18.0	11.0	5.0	15.0	0.6	500	450
NPXF273K440VX1N1F	0.027	273	±10% (K)	13.0	12.0	6.0	10.0	0.6	500	450
NPXF273K440VX1N2F	0.027	273	±10% (K)	18.0	11.0	5.0	15.0	0.6	500	450
NPXF333K440VX1N1F	0.033	333	±10% (K)	13.0	12.0	6.0	10.0	0.6	500	450
NPXF333K440VX1N2F	0.033	333	±10% (K)	18.0	11.0	5.0	15.0	0.6	500	450
NPXF393K440VX1N1F	0.039	393	±10% (K)	13.0	13.0	7.0	10.0	0.6	500	300
NPXF393K440VX1N2F	0.039	393	±10% (K)	18.0	12.0	6.0	15.0	0.8	500	400
NPXF393K440VX1N3F	0.039	393	±10% (K)	25.0	14.5	6.0	22.5	0.8	200	NA
NPXF473M440VX1N1F	0.047	473	±20% (M)	13.0	13.0	7.0	10.0	0.6	500	300
NPXF473K440VX1N2F	0.047	473	±10% (K)	18.0	12.0	6.0	15.0	0.8	500	400
NPXF473K440VX1N3F	0.047	473	±10% (K)	25.0	14.5	6.0	22.5	0.8	200	NA
NPXF563K440VX1N1F	0.056	563	±10% (K)	13.0	14.0	8.0	10.0	0.6	500	300
NPXF563M440VX1N2F	0.056	563	±20% (M)	18.0	12.0	6.0	15.0	0.8	500	400
NPXF563K440VX1N3F	0.056	563	±10% (K)	18.0	13.5	6.0	15.0	0.8	500	400

### Performance Passives By Design

# NPXF Series

## Radial Leaded Interference Suppression Film Capacitors



### STANDARD VALUES AND CASE SIZE (mm)

Part Number	Cap. Value (μF)	Capacitance Code	Standard Tolerance*	L ±1.0	H ±1.0	T ±1.0	LS ±1.0	LD ±0.05	Packaging Quantity	
									Bulk	T&B
NPXF563K440VX1N4F	0.056	563	±10% (K)	25.0	14.5	6.0	22.5	0.8	200	NA
NPXF683K440VX1N1F	0.068	683	±10% (K)	17.0	15.5	7.5	15.0	0.8	500	300
NPXF683K440VX1N2F	0.068	683	±10% (K)	25.0	14.5	6.0	22.5	0.8	200	NA
NPXF823K440VX1N1F	0.082	823	±10% (K)	17.0	15.5	7.5	15.0	0.8	500	300
NPXF823K440VX1N2F	0.082	823	±10% (K)	25.0	14.5	6.0	22.5	0.8	200	NA
NPXF104M440VX1N1F	0.10	104	±20% (M)	17.0	15.5	7.5	15.0	0.8	500	300
NPXF104K440VX1N2F	0.10	104	±10% (K)	18.0	14.5	8.5	15.0	0.8	500	300
NPXF104K440VX1N3F	0.10	104	±10% (K)	25.0	14.5	6.0	22.5	0.8	200	NA
NPXF124K440VX1N1F	0.12	124	±10% (K)	17.0	16.5	9.5	15.0	0.8	400	250
NPXF124K440VX1N2F	0.12	124	±10% (K)	25.0	14.5	6.0	22.5	0.8	200	NA
NPXF154M440VX1N1F	0.15	154	±20% (M)	17.0	16.5	9.5	15.0	0.8	400	250
NPXF154K440VX1N2F	0.15	154	±10% (K)	17.0	19.0	11.0	15.0	0.8	200	200
NPXF154K440VX1N3F	0.15	154	±10% (K)	26.5	16.5	7.0	22.5	0.8	200	NA
NPXF154K440VX1N4F	0.15	154	±10% (K)	31.5	16.5	7.5	27.5	0.8	100	NA
NPXF154K440VX1N5F	0.15	154	±10% (K)	18.0	15.0	9.0	15.0	0.8	500	300
NPXF184K440VX1N1F	0.18	184	±10% (K)	17.0	19.0	11.0	15.0	0.8	200	200
NPXF184K440VX1N2F	0.18	184	±10% (K)	26.5	17.5	8.5	22.5	0.8	200	NA
NPXF184K440VX1N3F	0.18	184	±10% (K)	31.5	16.5	7.5	27.5	0.8	100	NA
NPXF224K440VX1N1F	0.22	224	±10% (K)	26.5	17.5	8.5	22.5	0.8	200	NA
NPXF224K440VX1N2F	0.22	224	±10% (K)	32.0	18.0	9.0	27.5	0.8	100	NA
NPXF274K440VX1N1F	0.27	274	±10% (K)	26.5	19.0	10.0	22.5	0.8	200	NA
NPXF274K440VX1N2F	0.27	274	±10% (K)	32.0	18.0	9.0	27.5	0.8	100	NA
NPXF334K440VX1N1F	0.33	334	±10% (K)	26.5	19.0	10.0	22.5	0.8	300	NA
NPXF334K440VX1N2F	0.33	334	±10% (K)	31.5	20.0	11.0	27.5	0.8	200	NA
NPXF334K440VX1N3F	0.33	334	±10% (K)	32.0	12.0	18.0	27.5	0.8	100	NA
NPXF334K440VX1N4F	0.33	334	±10% (K)	37.0	24.0	13.5	32.5	0.8	100	NA
NPXF334K440VX1N5F	0.33	334	±10% (K)	41.0	22.0	11.0	37.5	1.0	50	NA
NPXF394K440VX1N1F	0.39	394	±10% (K)	26.0	20.0	11.0	22.5	0.8	100	NA
NPXF394K440VX1N2F	0.39	394	±10% (K)	31.5	20.0	11.0	27.5	0.8	100	NA
NPXF394K440VX1N3F	0.39	394	±10% (K)	37.0	24.0	13.5	32.5	0.8	50	NA
NPXF394K440VX1N4F	0.39	394	±10% (K)	41.0	22.0	11.0	37.5	1.0	300	NA
NPXF474K440VX1N1F	0.47	474	±10% (K)	25.0	23.5	14.0	22.5	0.8	100	NA
NPXF474M440VX1N2F	0.47	474	±20% (M)	26.0	21.5	12.0	22.5	0.8	100	NA
NPXF474M440VX1N3F	0.47	474	±20% (M)	31.5	20.0	11.0	27.5	0.8	100	NA
NPXF474K440VX1N4F	0.47	474	±10% (K)	32.0	12.0	22.0	27.5	0.8	100	NA
NPXF474K440VX1N5F	0.47	474	±10% (K)	37.0	24.0	13.5	32.5	0.8	50	NA
NPXF474K440VX1N6F	0.47	474	±10% (K)	41.0	22.0	11.0	37.5	1.0	300	NA
NPXF524K440VX1N1F	0.52	524	±10% (K)	25.0	23.5	14.0	22.5	0.8	100	NA
NPXF564M440VX1N1F	0.56	564	±20% (M)	25.0	23.5	14.0	22.5	0.8	100	NA
NPXF564K440VX1N2F	0.56	564	±10% (K)	26.0	25.0	15.0	22.5	0.8	100	NA
NPXF564K440VX1N3F	0.56	564	±10% (K)	31.5	22.5	13.0	27.5	0.8	100	NA
NPXF564K440VX1N4F	0.56	564	±10% (K)	37.0	24.0	13.5	32.5	0.8	50	NA
NPXF564K440VX1N5F	0.56	564	±10% (K)	41.0	22.0	11.0	37.5	1.0	300	NA
NPXF604K440VX1N1F	0.60	604	±10% (K)	31.5	25.0	14.0	27.5	0.8	100	NA
NPXF684M440VX1N1F	0.68	684	±20% (M)	26.0	25.0	15.0	22.5	0.8	100	NA
NPXF684M440VX1N2F	0.68	684	±20% (M)	31.5	22.5	13.0	27.5	0.8	100	NA
NPXF684K440VX1N3F	0.68	684	±10% (K)	31.5	25.0	14.0	27.5	0.8	100	NA
NPXF684K440VX1N4F	0.68	684	±10% (K)	32.0	16.0	22.0	27.5	0.8	100	NA
NPXF684K440VX1N5F	0.68	684	±10% (K)	37.0	24.0	13.5	32.5	0.8	50	NA
NPXF684K440VX1N6F	0.68	684	±10% (K)	41.0	22.0	11.0	37.5	1.0	300	NA
NPXF804K440VX1N1F	0.80	804	±10% (K)	37.0	26.5	16.0	32.5	0.8	50	NA
NPXF824M440VX1N1F	0.82	824	±20% (M)	31.5	25.0	14.0	27.5	0.8	100	NA
NPXF824K440VX1N2F	0.82	824	±10% (K)	32.0	28.0	14.0	27.5	0.8	50	NA
NPXF824M440VX1N3F	0.82	824	±20% (M)	37.0	24.0	13.5	32.5	0.8	50	NA
NPXF824M440VX1N4F	0.82	824	±20% (M)	41.0	22.0	11.0	37.5	1.0	300	NA

\*10% tolerance items are also available in ±5% (J) and ±20% (M)

### Performance Passives By Design

# NPXF Series

## Radial Leaded Interference Suppression Film Capacitors



### STANDARD VALUES AND CASE SIZE (mm)

Part Number	Cap. Value (µF)	Capacitance Code	Standard Tolerance	L ±1.0	H ±1.0	T ±1.0	LS ±1.0	LD ±0.05	Packaging Quantity	
									Bulk	T&B
NPXF824K440VX1N5F	0.82	824	±10% (K)	41.0	26.0	12.0	37.5	1.0	300	NA
NPXF105M440VX1N1F	1.0	105	±20% (M)	32.0	16.0	27.5	27.5	0.8	50	NA
NPXF105K440VX1N2F	1.0	105	±10% (K)	32.0	18.5	31.0	27.5	0.8	50	NA
NPXF105K440VX1N3F	1.0	105	±10% (K)	32.0	28.0	18.0	27.5	0.8	50	NA
NPXF105M440VX1N4F	1.0	105	±20% (M)	37.0	26.5	16.0	32.5	0.8	50	NA
NPXF105K440VX1N5F	1.0	105	±10% (K)	37.0	28.5	18.0	32.5	0.8	200	NA
NPXF105K440VX1N6F	1.0	105	±10% (K)	41.0	26.0	12.0	37.5	1.0	300	NA
NPXF105K440VX1N7F	1.0	105	±10% (K)	42.0	15.0	24.0	37.5	1.0	250	NA
NPXF125M440VX1N1F	1.2	125	±20% (M)	32.0	28.0	18.0	27.5	0.8	50	NA
NPXF125K440VX1N2F	1.2	125	±10% (K)	32.0	29.0	19.0	27.5	0.8	200	NA
NPXF125K440VX1N3F	1.2	125	±10% (K)	35.5	31.0	20.0	32.5	0.8	200	NA
NPXF125M440VX1N4F	1.2	125	±20% (M)	37.0	28.5	18.0	32.5	0.8	200	NA
NPXF125K440VX1N5F	1.2	125	±10% (K)	41.0	26.0	15.0	37.5	1.0	250	NA
NPXF125K440VX1N6F	1.2	125	±10% (K)	41.0	28.0	14.0	37.5	1.0	200	NA
NPXF155K440VX1N1F	1.5	155	±10% (K)	31.0	31.0	22.0	27.5	0.8	200	NA
NPXF155M440VX1N2F	1.5	155	±20% (M)	32.0	18.5	31.0	27.5	0.8	50	NA
NPXF155M440VX1N3F	1.5	155	±20% (M)	32.0	29.0	19.0	27.5	0.8	200	NA
NPXF155M440VX1N4F	1.5	155	±20% (M)	35.5	31.0	20.0	32.5	0.8	200	NA
NPXF155K440VX1N5F	1.5	155	±10% (K)	37.0	34.0	22.0	32.5	0.8	180	NA
NPXF155M440VX1N6F	1.5	155	±20% (M)	41.0	26.0	15.0	37.5	1.0	200	NA
NPXF155M440VX1N7F	1.5	155	±20% (M)	42.0	25.0	14.0	37.5	1.0	200	NA
NPXF155K440VX1N8F	1.5	155	±10% (K)	41.5	30.0	17.0	37.5	1.0	200	NA
NPXF155K440VX1N9F	1.5	155	±10% (K)	42.0	19.0	24.0	37.5	1.0	200	NA
NPXF185K440VX1N1F	1.8	185	±10% (K)	32.0	37.0	22.0	27.5	0.8	180	NA
NPXF185K440VX1N2F	1.8	185	±10% (K)	37.0	34.0	22.0	32.5	0.8	180	NA
NPXF185M440VX1N3F	1.8	185	±20% (M)	41.0	30.0	16.0	37.5	1.0	200	NA
NPXF185K440VX1N4F	1.8	185	±10% (K)	41.0	32.0	17.0	37.5	1.0	200	NA
NPXF225M440VX1N1F	2.2	225	±20% (M)	32.0	37.0	22.0	27.5	0.8	180	NA
NPXF225M440VX1N2F	2.2	225	±20% (M)	37.0	34.0	22.0	32.5	0.8	180	NA
NPXF225M440VX1N3F	2.2	225	±20% (M)	41.0	32.0	17.0	37.5	1.0	200	NA
NPXF225K440VX1N4F	2.2	225	±10% (K)	42.0	33.5	18.5	37.5	1.0	196	NA
NPXF275K440VX1N1F	2.7	275	±10% (K)	41.0	37.0	22.0	37.5	1.0	150	NA
NPXF335M440VX1N1F	3.3	335	±20% (M)	41.0	37.0	22.0	37.5	1.0	150	NA
NPXF335K440VX1N2F	3.3	335	±10% (K)	41.5	41.0	27.5	37.5	1.0	140	NA
NPXF395K440VX1N1F	3.9	395	±10% (K)	41.0	43.0	28.0	37.5	1.0	120	NA
NPXF445K440VX1N1F	4.4	445	±10% (K)	41.0	43.0	28.0	37.5	1.0	120	NA
NPXF445K440VX1N2F	4.4	445	±10% (K)	51.0	43.5	29.0	47.5	1.0	100	NA
NPXF445K440VX1N3F	4.4	445	±10% (K)	57.0	38.0	24.0	52.5	1.0	96	NA
NPXF475M440VX1N1F	4.7	475	±20% (M)	41.0	43.0	28.0	37.5	1.0	120	NA
NPXF475K440VX1N2F	4.7	475	±10% (K)	42.0	45.0	30.0	37.5	1.0	80	NA
NPXF475K440VX1N3F	4.7	475	±10% (K)	51.0	43.5	29.0	47.5	1.0	100	NA
NPXF475K440VX1N4F	4.7	475	±10% (K)	57.0	38.0	24.0	52.5	1.0	96	NA
NPXF565M440VX1N1F	5.6	565	±20% (M)	51.0	43.5	29.0	47.5	1.0	100	NA
NPXF565M440VX1N2F	5.6	565	±20% (M)	57.0	38.0	24.0	52.5	1.0	96	NA
NPXF565K440VX1N3F	5.6	565	±10% (K)	57.0	45.0	30.0	52.5	1.0	50	NA
NPXF685K440VX1N1F	6.8	685	±10% (K)	51.0	49.5	35.0	47.5	1.0	80	NA
NPXF685M440VX1N2F	6.8	685	±20% (M)	57.0	30.0	44.0	52.5	1.0	48	NA
NPXF685M440VX1N3F	6.8	685	±20% (M)	57.0	45.0	30.0	52.5	1.0	50	NA
NPXF685K440VX1N4F	6.8	685	±10% (K)	57.0	50.0	35.0	52.5	1.0	50	NA
NPXF825M440VX1N1F	8.2	825	±20% (M)	51.0	49.5	35.0	47.5	1.0	80	NA
NPXF825K440VX1N2F	8.2	825	±10% (K)	57.0	50.0	35.0	52.5	1.0	48	NA
NPXF106M440VX1N1F	10	106	±20% (M)	57.0	50.0	35.0	52.5	1.0	48	NA
NPXF106K440VX1N2F	10	106	±10% (K)	57.0	55.0	45.0	52.5	1.0	24	NA

\*10% tolerance items are also available in ±5% (J) and ±20% (M)

# NPXF Series

## Radial Leaded Interference Suppression Film Capacitors



### STANDARD VALUES AND CASE SIZE (mm)

Part Number	Cap. Value ( $\mu$ F)	Capacitance Code	Standard Tolerance*	L $\pm 1.0$	H $\pm 1.0$	T $\pm 1.0$	LS $\pm 1.0$	LD $\pm 0.05$	Packaging Quantity	
									Bulk	T&B
NPXF102K480VX1N1F	0.001	102	$\pm 10\%$ (K)	10.5	9.0	4.0	7.5	0.6	1000	1300
NPXF102K480VX1N2F	0.001	102	$\pm 10\%$ (K)	13.0	11.0	5.0	10.0	0.6	500	500
NPXF102K480VX1N3F	0.001	102	$\pm 10\%$ (K)	18.0	11.0	5.0	15.0	0.6	500	450
NPXF152K480VX1N1F	0.0015	152	$\pm 10\%$ (K)	10.5	9.0	4.0	7.5	0.6	1000	1300
NPXF152K480VX1N2F	0.0015	152	$\pm 10\%$ (K)	13.0	11.0	5.0	10.0	0.6	500	500
NPXF152K480VX1N3F	0.0015	152	$\pm 10\%$ (K)	18.0	11.0	5.0	15.0	0.6	500	450
NPXF222K480VX1N1F	0.0022	222	$\pm 10\%$ (K)	10.5	9.0	4.0	7.5	0.6	1000	1300
NPXF222K480VX1N2F	0.0022	222	$\pm 10\%$ (K)	13.0	11.0	5.0	10.0	0.6	500	500
NPXF222K480VX1N3F	0.0022	222	$\pm 10\%$ (K)	18.0	11.0	5.0	15.0	0.6	500	450
NPXF272K480VX1N1F	0.0027	272	$\pm 10\%$ (K)	10.5	9.0	4.0	7.5	0.6	1000	1300
NPXF272K480VX1N2F	0.0027	272	$\pm 10\%$ (K)	13.0	11.0	5.0	10.0	0.6	500	500
NPXF272K480VX1N3F	0.0027	272	$\pm 10\%$ (K)	18.0	11.0	5.0	15.0	0.6	500	450
NPXF332K480VX1N1F	0.0033	332	$\pm 10\%$ (K)	10.5	9.0	4.0	7.5	0.6	1000	1300
NPXF332K480VX1N2F	0.0033	332	$\pm 10\%$ (K)	13.0	11.0	5.0	10.0	0.6	500	500
NPXF332K480VX1N3F	0.0033	332	$\pm 10\%$ (K)	18.0	11.0	5.0	15.0	0.6	500	450
NPXF392K480VX1N1F	0.0039	392	$\pm 10\%$ (K)	10.5	9.0	4.0	7.5	0.6	1000	1300
NPXF392K480VX1N2F	0.0039	392	$\pm 10\%$ (K)	13.0	11.0	5.0	10.0	0.6	500	500
NPXF392K480VX1N3F	0.0039	392	$\pm 10\%$ (K)	18.0	11.0	5.0	15.0	0.6	500	450
NPXF472K480VX1N1F	0.0047	472	$\pm 10\%$ (K)	10.5	9.0	4.0	7.5	0.6	1000	1300
NPXF472K480VX1N2F	0.0047	472	$\pm 10\%$ (K)	13.0	11.0	5.0	10.0	0.6	500	500
NPXF472K480VX1N3F	0.0047	472	$\pm 10\%$ (K)	18.0	11.0	5.0	15.0	0.6	500	450
NPXF562K480VX1N1F	0.0056	562	$\pm 10\%$ (K)	10.5	9.0	4.0	7.5	0.6	1000	1300
NPXF562K480VX1N2F	0.0056	562	$\pm 10\%$ (K)	13.0	11.0	5.0	10.0	0.6	500	500
NPXF562K480VX1N3F	0.0056	562	$\pm 10\%$ (K)	18.0	11.0	5.0	15.0	0.6	500	450
NPXF682K480VX1N1F	0.0068	682	$\pm 10\%$ (K)	10.5	11.0	5.0	7.5	0.6	1000	1000
NPXF682K480VX1N2F	0.0068	682	$\pm 10\%$ (K)	13.0	11.0	5.0	10.0	0.6	500	500
NPXF682K480VX1N3F	0.0068	682	$\pm 10\%$ (K)	18.0	11.0	5.0	15.0	0.6	500	450
NPXF822K480VX1N1F	0.0082	822	$\pm 10\%$ (K)	10.5	11.0	5.0	7.5	0.6	1000	1000
NPXF822K480VX1N2F	0.0082	822	$\pm 10\%$ (K)	13.0	11.0	5.0	10.0	0.6	500	500
NPXF822K480VX1N3F	0.0082	822	$\pm 10\%$ (K)	18.0	11.0	5.0	15.0	0.6	500	450
NPXF103K480VX1N1F	0.01	103	$\pm 10\%$ (K)	10.5	11.0	5.0	7.5	0.6	1000	1000
NPXF103K480VX1N2F	0.01	103	$\pm 10\%$ (K)	13.0	11.0	5.0	10.0	0.6	500	500
NPXF103K480VX1N3F	0.01	103	$\pm 10\%$ (K)	18.0	11.0	5.0	15.0	0.6	500	450
NPXF123K480VX1N1F	0.012	123	$\pm 10\%$ (K)	10.5	12.0	6.0	7.5	0.6	1000	800
NPXF123K480VX1N2F	0.012	123	$\pm 10\%$ (K)	13.0	11.0	5.0	10.0	0.6	500	500
NPXF123K480VX1N3F	0.012	123	$\pm 10\%$ (K)	18.0	11.0	5.0	15.0	0.6	500	450
NPXF153M480VX1N1F	0.015	153	$\pm 20\%$ (M)	10.5	12.0	6.0	7.5	0.6	1000	800
NPXF153K480VX1N2F	0.015	153	$\pm 10\%$ (K)	13.0	11.0	5.0	10.0	0.6	500	500
NPXF153K480VX1N3F	0.015	153	$\pm 10\%$ (K)	18.0	11.0	5.0	15.0	0.6	500	450
NPXF183K480VX1N1F	0.018	183	$\pm 10\%$ (K)	13.0	11.0	5.0	10.0	0.6	500	500
NPXF183K480VX1N2F	0.018	183	$\pm 10\%$ (K)	18.0	11.0	5.0	15.0	0.6	500	450
NPXF223K480VX1N1F	0.022	223	$\pm 10\%$ (K)	13.0	11.0	5.0	10.0	0.6	500	500
NPXF223K480VX1N2F	0.022	223	$\pm 10\%$ (K)	18.0	11.0	5.0	15.0	0.6	500	450
NPXF273K480VX1N1F	0.027	273	$\pm 10\%$ (K)	13.0	12.0	6.0	10.0	0.6	500	450
NPXF273K480VX1N2F	0.027	273	$\pm 10\%$ (K)	18.0	11.0	5.0	15.0	0.6	500	450
NPXF333K480VX1N1F	0.033	333	$\pm 10\%$ (K)	13.0	12.0	6.0	10.0	0.6	500	450
NPXF333K480VX1N2F	0.033	333	$\pm 10\%$ (K)	18.0	11.0	5.0	15.0	0.6	500	450
NPXF393K480VX1N1F	0.039	393	$\pm 10\%$ (K)	13.0	13.0	7.0	10.0	0.6	500	300
NPXF393K480VX1N2F	0.039	393	$\pm 10\%$ (K)	18.0	12.0	6.0	15.0	0.8	500	400
NPXF393K480VX1N3F	0.039	393	$\pm 10\%$ (K)	25.0	14.5	6.0	22.5	0.8	200	NA
NPXF473M480VX1N1F	0.047	473	$\pm 20\%$ (M)	13.0	13.0	7.0	10.0	0.6	500	300
NPXF473K480VX1N2F	0.047	473	$\pm 10\%$ (K)	18.0	12.0	6.0	15.0	0.8	500	400
NPXF473K480VX1N3F	0.047	473	$\pm 10\%$ (K)	25.0	14.5	6.0	22.5	0.8	200	NA
NPXF563K480VX1N1F	0.056	563	$\pm 10\%$ (K)	13.0	14.0	8.0	10.0	0.6	500	300
NPXF563M480VX1N2F	0.056	563	$\pm 20\%$ (M)	18.0	12.0	6.0	15.0	0.8	500	400
NPXF563K480VX1N3F	0.056	563	$\pm 10\%$ (K)	18.0	13.5	6.0	15.0	0.8	500	400

\*10% tolerance items are also available in  $\pm 5\%$  (J) and  $\pm 20\%$  (M)

### Performance Passives By Design

# NPXF Series

## Radial Leaded Interference Suppression Film Capacitors



### STANDARD VALUES AND CASE SIZE (mm)

Part Number	Cap. Value (µF)	Capacitance Code	Standard Tolerance*	L ±1.0	H ±1.0	T ±1.0	LS ±1.0	LD ±0.05	Packaging Quantity	
									Bulk	T&B
NPXF563K480VX1N4F	0.056	563	±10% (K)	25.0	14.5	6.0	22.5	0.8	200	NA
NPXF683K480VX1N1F	0.068	683	±10% (K)	17.0	15.5	7.5	15.0	0.8	500	300
NPXF683K480VX1N2F	0.068	683	±10% (K)	25.0	14.5	6.0	22.5	0.8	200	NA
NPXF823K480VX1N1F	0.082	823	±10% (K)	17.0	15.5	7.5	15.0	0.8	500	300
NPXF823K480VX1N2F	0.082	823	±10% (K)	25.0	14.5	6.0	22.5	0.8	200	NA
NPXF104M480VX1N1F	0.10	104	±20% (M)	17.0	15.5	7.5	15.0	0.8	500	300
NPXF104K480VX1N2F	0.10	104	±10% (K)	18.0	14.5	8.5	15.0	0.8	500	300
NPXF104K480VX1N3F	0.10	104	±10% (K)	25.0	14.5	6.0	22.5	0.8	200	NA
NPXF124K480VX1N1F	0.12	124	±10% (K)	17.0	16.5	9.5	15.0	0.8	400	250
NPXF124K480VX1N2F	0.12	124	±10% (K)	25.0	14.5	6.0	22.5	0.8	200	NA
NPXF154M480VX1N1F	0.15	154	±20% (M)	17.0	16.5	9.5	15.0	0.8	400	250
NPXF154K480VX1N2F	0.15	154	±10% (K)	17.0	19.0	11.0	15.0	0.8	200	200
NPXF154K480VX1N3F	0.15	154	±10% (K)	26.5	16.5	7.0	22.5	0.8	200	NA
NPXF154K480VX1N4F	0.15	154	±10% (K)	31.5	16.5	7.5	27.5	0.8	100	NA
NPXF184K480VX1N1F	0.18	184	±10% (K)	17.0	19.0	11.0	15.0	0.8	200	200
NPXF184K480VX1N2F	0.18	184	±10% (K)	26.5	17.5	8.5	22.5	0.8	200	NA
NPXF184K480VX1N3F	0.18	184	±10% (K)	31.5	16.5	7.5	27.5	0.8	100	NA
NPXF224K480VX1N1F	0.22	224	±10% (K)	26.5	17.5	8.5	22.5	0.8	200	NA
NPXF224K480VX1N2F	0.22	224	±10% (K)	32.0	18.0	9.0	27.5	0.8	100	NA
NPXF274K480VX1N1F	0.27	274	±10% (K)	26.5	19.0	10.0	22.5	0.8	200	NA
NPXF274K480VX1N2F	0.27	274	±10% (K)	32.0	18.0	9.0	27.5	0.8	100	NA
NPXF334K480VX1N1F	0.33	334	±10% (K)	26.0	20.0	11.0	22.5	0.8	300	NA
NPXF334K480VX1N2F	0.33	334	±10% (K)	31.5	20.0	11.0	27.5	0.8	200	NA
NPXF334K480VX1N3F	0.33	334	±10% (K)	32.0	12.0	18.0	27.5	0.8	100	NA
NPXF334K480VX1N4F	0.33	334	±10% (K)	37.0	24.0	13.5	32.5	0.8	100	NA
NPXF334K480VX1N5F	0.33	334	±10% (K)	41.0	22.0	11.0	37.5	1.0	50	NA
NPXF394K480VX1N1F	0.39	394	±10% (K)	26.0	20.0	11.0	22.5	0.8	100	NA
NPXF394K480VX1N2F	0.39	394	±10% (K)	31.5	20.0	11.0	27.5	0.8	100	NA
NPXF394K480VX1N3F	0.39	394	±10% (K)	37.0	24.0	13.5	32.5	0.8	50	NA
NPXF394K480VX1N4F	0.39	394	±10% (K)	41.0	22.0	11.0	37.5	1.0	300	NA
NPXF474K480VX1N1F	0.47	474	±10% (K)	25.0	23.5	14.0	22.5	0.8	100	NA
NPXF474M480VX1N2F	0.47	474	±20% (M)	26.0	21.5	12.0	22.5	0.8	100	NA
NPXF474M480VX1N3F	0.47	474	±20% (M)	31.5	20.0	11.0	27.5	0.8	100	NA
NPXF474K480VX1N4F	0.47	474	±10% (K)	32.0	12.0	22.0	27.5	0.8	100	NA
NPXF474K480VX1N5F	0.47	474	±10% (K)	37.0	24.0	13.5	32.5	0.8	50	NA
NPXF474K480VX1N6F	0.47	474	±10% (K)	41.0	22.0	11.0	37.5	1.0	300	NA
NPXF524K480VX1N1F	0.52	524	±10% (K)	25.0	23.5	14.0	22.5	0.8	100	NA
NPXF564M480VX1N1F	0.56	564	±20% (M)	25.0	23.5	14.0	22.5	0.8	100	NA
NPXF564K480VX1N2F	0.56	564	±10% (K)	26.0	25.0	15.0	22.5	0.8	100	NA
NPXF564K480VX1N3F	0.56	564	±10% (K)	31.5	22.5	13.0	27.5	0.8	100	NA
NPXF564K480VX1N4F	0.56	564	±10% (K)	37.0	24.0	13.5	32.5	0.8	50	NA
NPXF564K480VX1N5F	0.56	564	±10% (K)	41.0	22.0	11.0	37.5	1.0	300	NA
NPXF604K480VX1N1F	0.60	604	±10% (K)	31.5	25.0	14.0	27.5	0.8	100	NA
NPXF684M480VX1N1F	0.68	684	±20% (M)	26.0	25.0	15.0	22.5	0.8	100	NA
NPXF684M480VX1N2F	0.68	684	±20% (M)	31.5	22.5	13.0	27.5	0.8	100	NA
NPXF684K480VX1N3F	0.68	684	±10% (K)	31.5	25.0	14.0	27.5	0.8	100	NA
NPXF684K480VX1N4F	0.68	684	±10% (K)	32.0	16.0	22.0	27.5	0.8	100	NA
NPXF684K480VX1N5F	0.68	684	±10% (K)	37.0	24.0	13.5	32.5	0.8	50	NA
NPXF684K480VX1N6F	0.68	684	±10% (K)	41.0	22.0	11.0	37.5	1.0	300	NA
NPXF804K480VX1N1F	0.80	804	±10% (K)	37.0	26.5	16.0	32.5	0.8	50	NA
NPXF824M480VX1N1F	0.82	824	±20% (M)	31.5	25.0	14.0	27.5	0.8	100	NA
NPXF824K480VX1N2F	0.82	824	±10% (K)	32.0	28.0	14.0	27.5	0.8	50	NA
NPXF824M480VX1N3F	0.82	824	±20% (M)	37.0	24.0	13.5	32.5	0.8	50	NA
NPXF824M480VX1N4F	0.82	824	±20% (M)	41.0	22.0	11.0	37.5	1.0	300	NA
NPXF824K480VX1N5F	0.82	824	±10% (K)	41.0	26.0	12.0	37.5	1.0	300	NA
NPXF105M480VX1N1F	1.0	105	±20% (M)	32.0	16.0	27.5	27.5	0.8	50	NA

\*10% tolerance items are also available in ±5% (J) and ±20% (M)

### Performance Passives By Design

# NPXF Series

## Radial Leaded Interference Suppression Film Capacitors



### STANDARD VALUES AND CASE SIZE (mm)

Part Number	Cap. Value ( $\mu$ F)	Capacitance Code	Standard Tolerance	L $\pm 1.0$	H $\pm 1.0$	T $\pm 1.0$	LS $\pm 1.0$	LD $\pm 0.05$	Packaging Quantity	
									Bulk	T&B
NPXF105K480VX1N2F	1.0	105	$\pm 10\%$ (K)	32.0	18.5	31.0	27.5	0.8	50	NA
NPXF105K480VX1N3F	1.0	105	$\pm 10\%$ (K)	32.0	28.0	18.0	27.5	0.8	50	NA
NPXF105M480VX1N4F	1.0	105	$\pm 20\%$ (M)	37.0	26.5	16.0	32.5	0.8	50	NA
NPXF105K480VX1N5F	1.0	105	$\pm 10\%$ (K)	37.0	28.5	18.0	32.5	0.8	200	NA
NPXF105K480VX1N6F	1.0	105	$\pm 10\%$ (K)	41.0	26.0	12.0	37.5	1.0	300	NA
NPXF105K480VX1N7F	1.0	105	$\pm 10\%$ (K)	42.0	15.0	24.0	37.5	1.0	250	NA
NPXF125M480VX1N1F	1.2	125	$\pm 20\%$ (M)	32.0	28.0	18.0	27.5	0.8	50	NA
NPXF125K480VX1N2F	1.2	125	$\pm 10\%$ (K)	32.0	29.0	19.0	27.5	0.8	200	NA
NPXF125K480VX1N3F	1.2	125	$\pm 10\%$ (K)	35.5	31.0	20.0	32.5	0.8	200	NA
NPXF125M480VX1N4F	1.2	125	$\pm 20\%$ (M)	37.0	28.5	18.0	32.5	0.8	200	NA
NPXF125K480VX1N5F	1.2	125	$\pm 10\%$ (K)	41.0	26.0	15.0	37.5	1.0	250	NA
NPXF125K480VX1N6F	1.2	125	$\pm 10\%$ (K)	41.0	28.0	14.0	37.5	1.0	200	NA
NPXF155K480VX1N1F	1.5	155	$\pm 10\%$ (K)	31.0	31.0	22.0	27.5	0.8	200	NA
NPXF155M480VX1N2F	1.5	155	$\pm 20\%$ (M)	32.0	18.5	31.0	27.5	0.8	50	NA
NPXF155M480VX1N3F	1.5	155	$\pm 20\%$ (M)	32.0	29.0	19.0	27.5	0.8	200	NA
NPXF155M480VX1N4F	1.5	155	$\pm 20\%$ (M)	35.5	31.0	20.0	32.5	0.8	200	NA
NPXF155K480VX1N5F	1.5	155	$\pm 10\%$ (K)	37.0	34.0	22.0	32.5	0.8	180	NA
NPXF155M480VX1N6F	1.5	155	$\pm 20\%$ (M)	41.0	26.0	15.0	37.5	1.0	200	NA
NPXF155M480VX1N7F	1.5	155	$\pm 20\%$ (M)	42.0	25.0	14.0	37.5	1.0	200	NA
NPXF155K480VX1N8F	1.5	155	$\pm 10\%$ (K)	41.5	30.0	17.0	37.5	1.0	200	NA
NPXF155K480VX1N9F	1.5	155	$\pm 10\%$ (K)	42.0	19.0	24.0	37.5	1.0	200	NA
NPXF185K480VX1N1F	1.8	185	$\pm 10\%$ (K)	32.0	37.0	22.0	27.5	0.8	180	NA
NPXF185K480VX1N2F	1.8	185	$\pm 10\%$ (K)	37.0	34.0	22.0	32.5	0.8	180	NA
NPXF185M480VX1N3F	1.8	185	$\pm 20\%$ (M)	41.0	30.0	16.0	37.5	1.0	200	NA
NPXF185K480VX1N4F	1.8	185	$\pm 10\%$ (K)	41.0	32.0	17.0	37.5	1.0	200	NA
NPXF225M480VX1N1F	2.2	225	$\pm 20\%$ (M)	32.0	37.0	22.0	27.5	0.8	180	NA
NPXF225M480VX1N2F	2.2	225	$\pm 20\%$ (M)	37.0	34.0	22.0	32.5	0.8	180	NA
NPXF225M480VX1N3F	2.2	225	$\pm 20\%$ (M)	41.0	32.0	17.0	37.5	1.0	200	NA
NPXF225K480VX1N4F	2.2	225	$\pm 10\%$ (K)	41.0	33.5	19.5	37.5	1.0	196	NA
NPXF275K480VX1N1F	2.7	275	$\pm 10\%$ (K)	41.0	37.0	22.0	37.5	1.0	150	NA
NPXF335M480VX1N1F	3.3	335	$\pm 20\%$ (M)	41.0	37.0	22.0	37.5	1.0	150	NA
NPXF335K480VX1N2F	3.3	335	$\pm 10\%$ (K)	41.5	41.0	27.5	37.5	1.0	140	NA
NPXF395K480VX1N1F	3.9	395	$\pm 10\%$ (K)	41.0	43.0	28.0	37.5	1.0	120	NA
NPXF445K480VX1N1F	4.4	445	$\pm 10\%$ (K)	41.0	43.0	28.0	37.5	1.0	120	NA
NPXF445K480VX1N2F	4.4	445	$\pm 10\%$ (K)	51.0	43.5	29.0	47.5	1.0	100	NA
NPXF445K480VX1N3F	4.4	445	$\pm 10\%$ (K)	57.0	38.0	24.0	52.5	1.0	96	NA
NPXF475M480VX1N1F	4.7	475	$\pm 20\%$ (M)	41.0	43.0	28.0	37.5	1.0	120	NA
NPXF475K480VX1N2F	4.7	475	$\pm 10\%$ (K)	42.0	45.0	30.0	37.5	1.0	80	NA
NPXF475K480VX1N3F	4.7	475	$\pm 10\%$ (K)	51.0	43.5	29.0	47.5	1.0	100	NA
NPXF475K480VX1N4F	4.7	475	$\pm 10\%$ (K)	57.0	38.0	24.0	52.5	1.0	96	NA
NPXF565M480VX1N1F	5.6	565	$\pm 20\%$ (M)	51.0	43.5	29.0	47.5	1.0	100	NA
NPXF565M480VX1N2F	5.6	565	$\pm 20\%$ (M)	57.0	38.0	24.0	52.5	1.0	96	NA
NPXF565K480VX1N3F	5.6	565	$\pm 10\%$ (K)	57.0	45.0	30.0	52.5	1.0	50	NA
NPXF685K480VX1N1F	6.8	685	$\pm 10\%$ (K)	51.0	49.5	35.0	47.5	1.0	80	NA
NPXF685M480VX1N2F	6.8	685	$\pm 20\%$ (M)	57.0	30.0	44.0	52.5	1.0	48	NA
NPXF685M480VX1N3F	6.8	685	$\pm 20\%$ (M)	57.0	45.0	30.0	52.5	1.0	50	NA
NPXF685K480VX1N4F	6.8	685	$\pm 10\%$ (K)	57.0	50.0	35.0	52.5	1.0	50	NA
NPXF825M480VX1N1F	8.2	825	$\pm 20\%$ (M)	51.0	49.5	35.0	47.5	1.0	80	NA
NPXF825K480VX1N2F	8.2	825	$\pm 10\%$ (K)	57.0	50.0	35.0	52.5	1.0	48	NA
NPXF106M480VX1N1F	10	106	$\pm 20\%$ (M)	57.0	50.0	35.0	52.5	1.0	48	NA
NPXF106K480VX1N2F	10	106	$\pm 10\%$ (K)	57.0	55.0	45.0	52.5	1.0	24	NA

\*10% tolerance items are also available in  $\pm 5\%$  (J) and  $\pm 20\%$  (M)



# NPXF Series

## Radial Leaded Interference Suppression Film Capacitors



### ENVIRONMENTAL CHARACTERISTICS

Item	Test Method	Standard
Endurance	+110°C±2°C, 125% of RV for 1,000 hours (Voltage applied through 47Ω ± 5% resistor, every hour voltaged increased to 1,000Vrms for 0.1 seconds).	Physical: No remarkable physical Capacitance: Within ±10% of initial measured value DF: C≤1.0μF 0.8% max., C>1.0μF 0.5% max. IR ≥ 50% of specified value
Moisture Resistance	+40°C±2°C, Rated Voltage, 87% ~ 93% RH, 500 hours. (Part stabilized at room temperature for 1.5 ± 0.5 hours before taking measurements)	Physical: No remarkable physical Capacitance: Within ±5% of initial measured value DF: ≤ 0.2%, IR ≥ 50% of specified value
Temperature Cycling	A total of 5 cycles. Each cycle includes: 1. +20 ± 2°C for 3 minutes 2. -40 ± 3°C for 30 minutes 3. +20 ± 2°C for 3 minutes 4. +110 ± 2°C for 30 minutes 5. +20 ± 2°C for 3 minutes After test allow parts to stabilized at room temperature for 1.5 ± 0.5 hours before taking measurements.	Physical: No remarkable physical Capacitance: Within ±5% of initial measured value DF: ≤ 0.2%, IR ≥ 50% of specified value
Resistance to Dry Heat	+110 ± 2°C for 16 +1/-0 hours	Physical: No remarkable physical Capacitance: Within ±5% of initial measured value DF: ≤ 0.2%, IR ≥ 50% of specified value
Resistance to Cold	-40°C for 2 hours	Physical: No remarkable physical Capacitance: Within ±5% of initial measured value DF: ≤ 0.2%, IR ≥ 50% of specified value
Resistance to Soldering Heat	Preheat: +100°C ~ +120°C (60 seconds max). Ramp-up rate: 3°C per second max. Peak soldering temperature: +260 ± 5°C for 5 seconds max. Immersion depth: 4.8mm max from base of component (Part stabilized at room temperature for 1.5 ± 0.5 hours before taking measurements)	Physical: No remarkable physical Capacitance: Within ±3% of initial measured value DF: ≤ 0.2%, IR ≥ 50% of specified value
Vibration	Frequency: 10-55-10Hz Magnitude: 1.5mm in X, Y and Z directions Duration: 2 +1/-0 hours in each direction	No short/open circuit and stable connection
Terminal Strength	Apply 1.0Kg of force for 10 ± 1 seconds to the terminal in the axial direction away from the body of the part.	No abnormalities

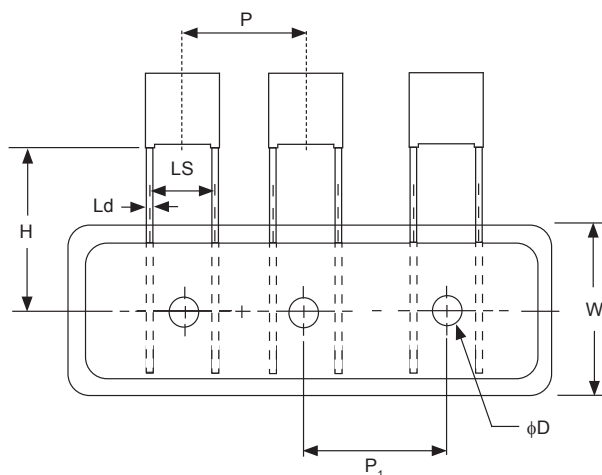
# NPXF Series

## Radial Leaded Interference Suppression Film Capacitors



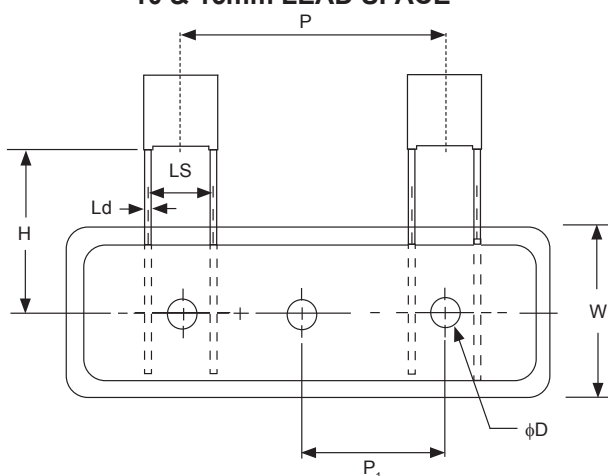
Item	Dimension (mm)
H	18.5 ± 1.0
Ld	0.60 ± 0.1
LS	7.5 ± 1.0
P	12.7 ± 1.5
P <sub>1</sub>	12.7 ± 0.3
W	18.0 ± 1.0
φD <sub>1</sub>	4.0 ± 0.3

### AMMO PACK (TB) TAPING DIMENSIONS 7.5mm LEAD SPACE



Item	Dimension (mm)	
H	18.5 ± 1.0	
Ld	0.60 ± 0.1	0.60/0.80 ± 0.1
LS	10.0 ± 1.0	15.0 ± 1.0
P	25.4 ± 1.5	
P <sub>1</sub>	12.7 ± 0.3	
W	18.0 ± 1.0	
φD <sub>1</sub>	4.0 ± 0.3	

### AMMO PACK (TB) TAPING DIMENSIONS 10 & 15mm LEAD SPACE



Item	Dimension (mm)
A	270
B	50
C	330

### AMMO PACK BOX DIMENSIONS

