

NANF15X15AMW2R45G1F

2.4 GHz WIFI FPC Antenna



Description

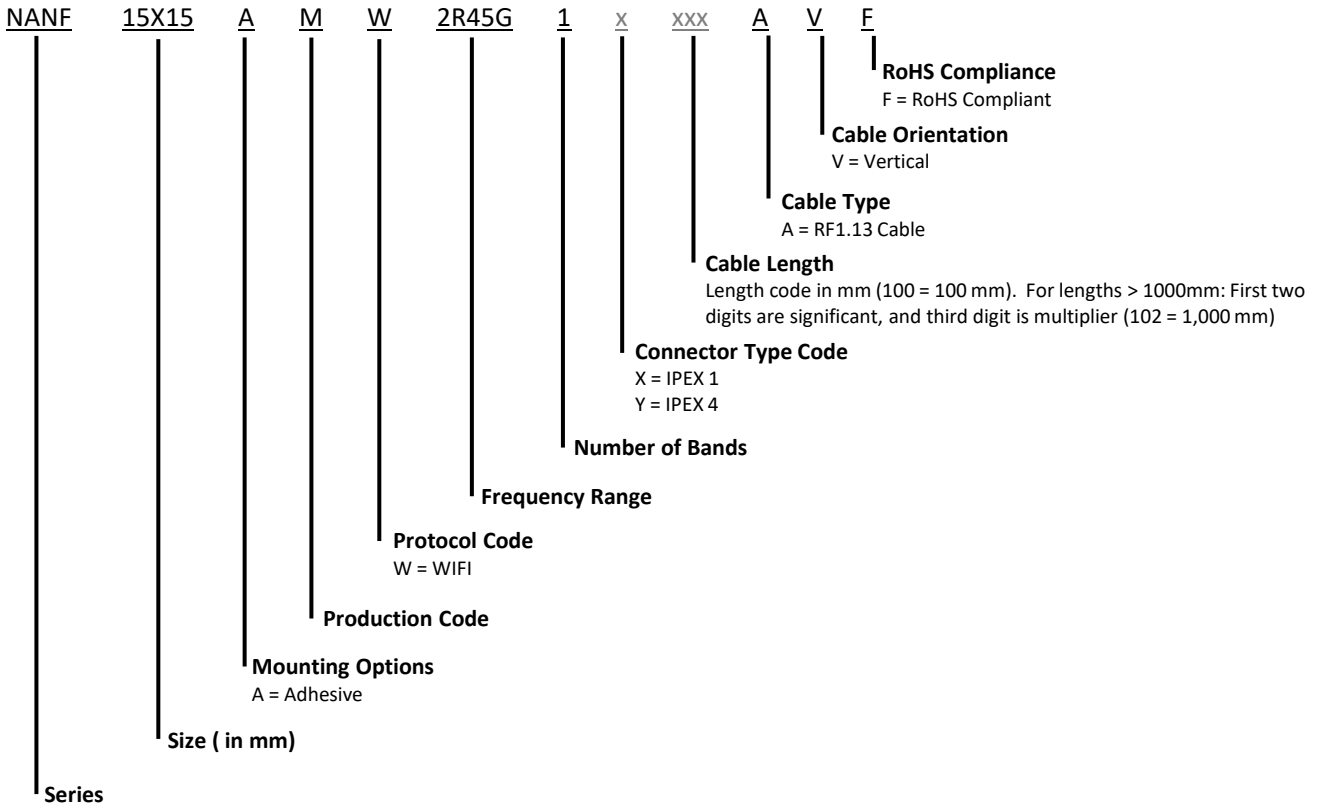
NANF15X15AMW2R45G1F is the base part number for a Flexible PCB Antenna designed for WIFI applications. It operates within the frequency ranges of 2400 ~ 2500 MHz, making it perfect for use in Gateways, Handheld devices, IoT devices and 2.4 GHz ISM applications.



Features

- 2.4 GHz WIFI Protocols
- Compact Size; Low Profile
- Customizable Cable and Connector
- RoHS Compliant

Part Number Breakdown:



Standard Part Number Listing

Part Number	Connector	Cable Length	Cable Type	Cable Orientation
NANF15X15AMW2R45G1X120AVF	IPEX 1	120 mm	RF1.13 Cable	Vertical
NANF15X15AMW2R45G1X180AVF	IPEX 1	180 mm	RF1.13 Cable	Vertical

NANF15X15AMW2R45G1F

2.4 GHz WIFI FPC Antenna



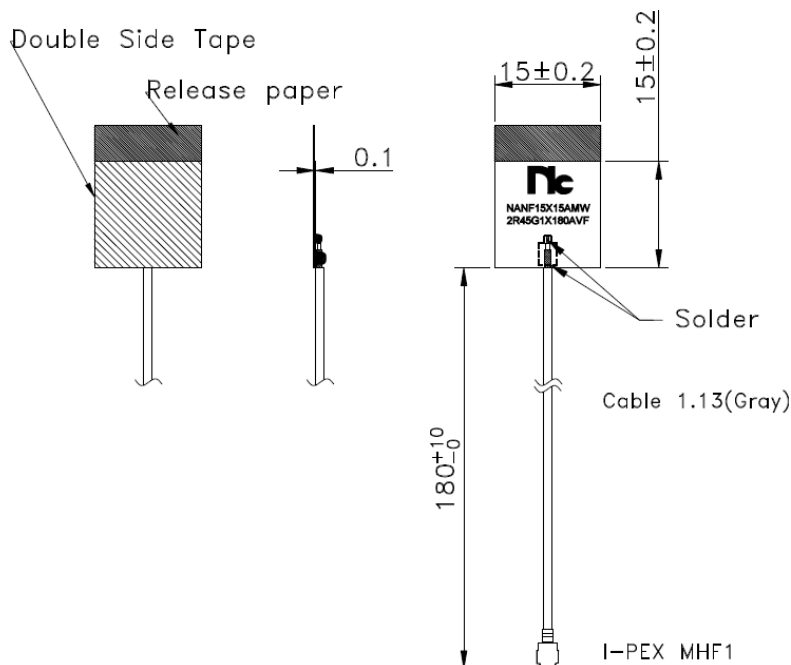
Part Number	Connector	Cable Length	Cable Type	Cable Orientation
NANF15X15AMW2R45G1Y120AVF	IPEX 4	120 mm	RF1.13 Cable	Vertical
NANF15X15AMW2R45G1Y180AVF	IPEX 4	180 mm	RF1.13 Cable	Vertical

The table represents assembled part numbers available on www.niccomp.com from standard connector and cable options. For options not listed above please contact NIC

Specifications

Electrical	
Frequency Range	2400 ~2500 MHz
Peak Gain (w/ 120mm cable)	2 dBi
Radiation	Omni directional
Polarization	Linear
Impedance	50Ω
Environmental	
Operating Temperature	-40°C~+85°C
RoHS Compliant	Yes

Dimension Drawing



Test Configuration with Free Space



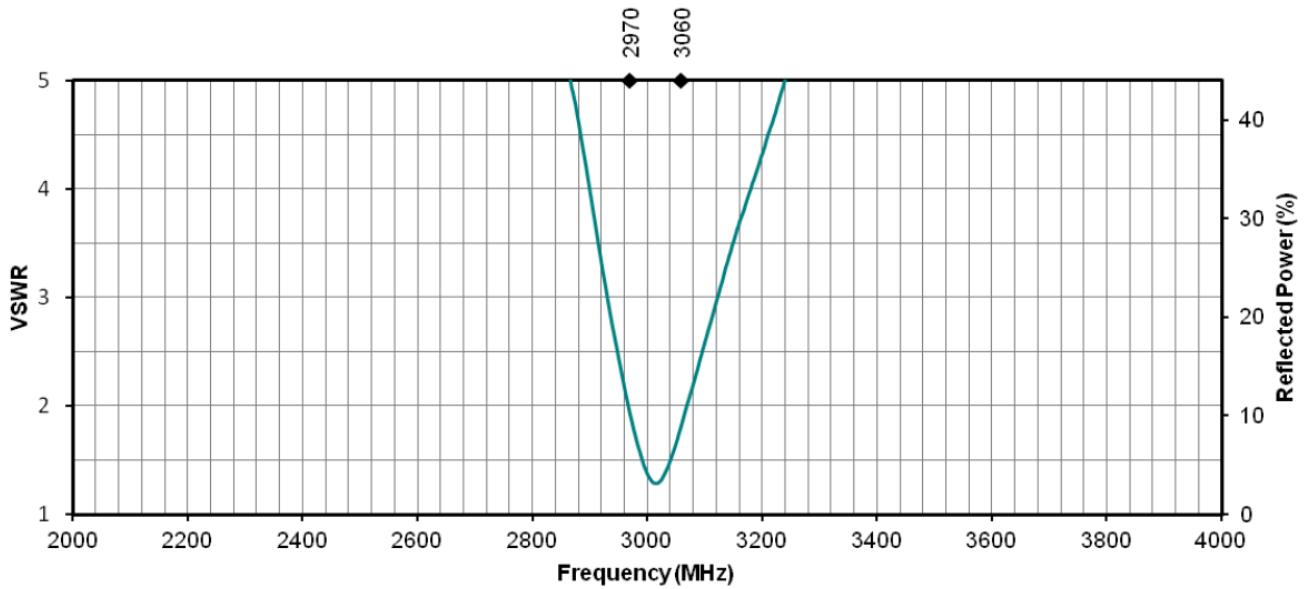
Frequency Range	2970 ~3060 MHz
VSWR	≤ 2.5
Adapter	N to IPEX
Test Distance	400 mm
Testing Cable Type	Semi-rigid
Location of Antenna	place in the middle of Styrofoam place
Cable length	400 mm

NANF15X15AMW2R45G1F

2.4 GHz WIFI FPC Antenna



VSWR



Test Configuration with Plastic Ground



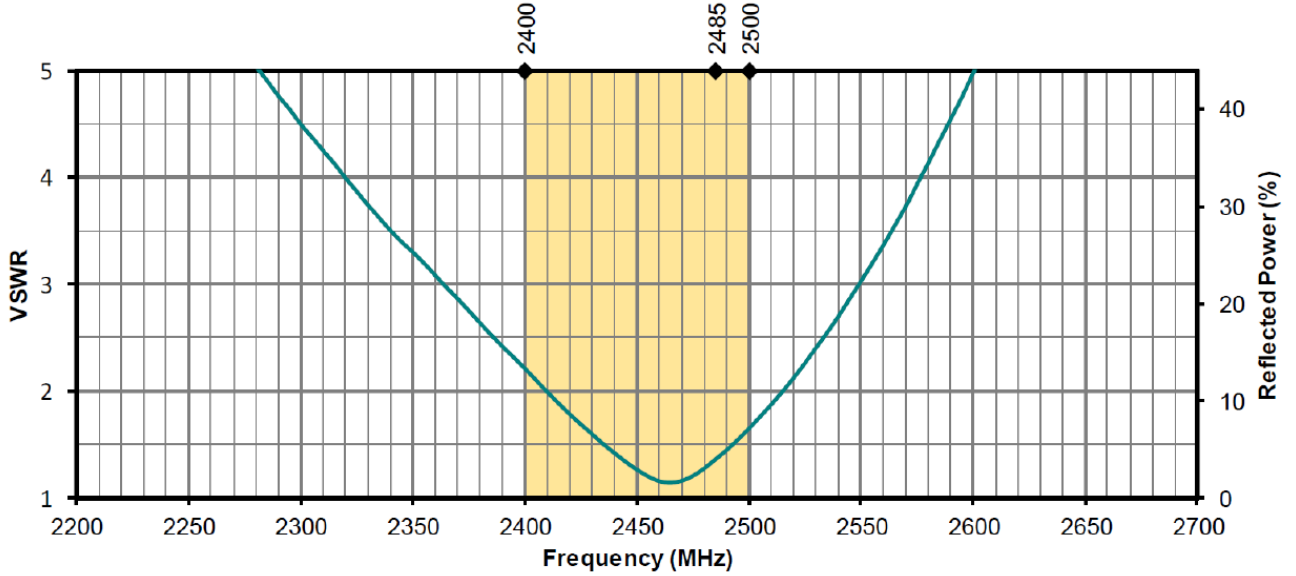
Frequency Range	2400 ~2500 MHz
VSWR	≤ 3.0
Adapter	N to IPEX
Test Distance	400 mm
Testing Cable Type	Semi-rigid
Test Table	Plastic
Test table size	150 x 150 mm
Location of Antenna	placed in the middle of the plastic Ground
Cable length	400 mm

NANF15X15AMW2R45G1F

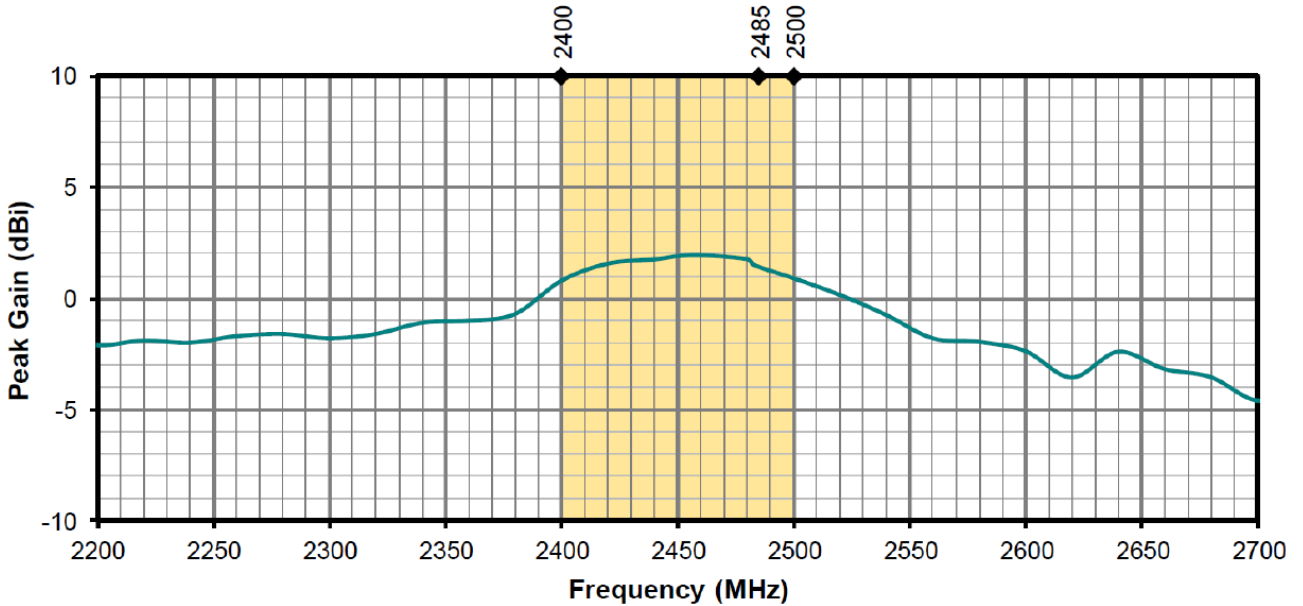
2.4 GHz WIFI FPC Antenna



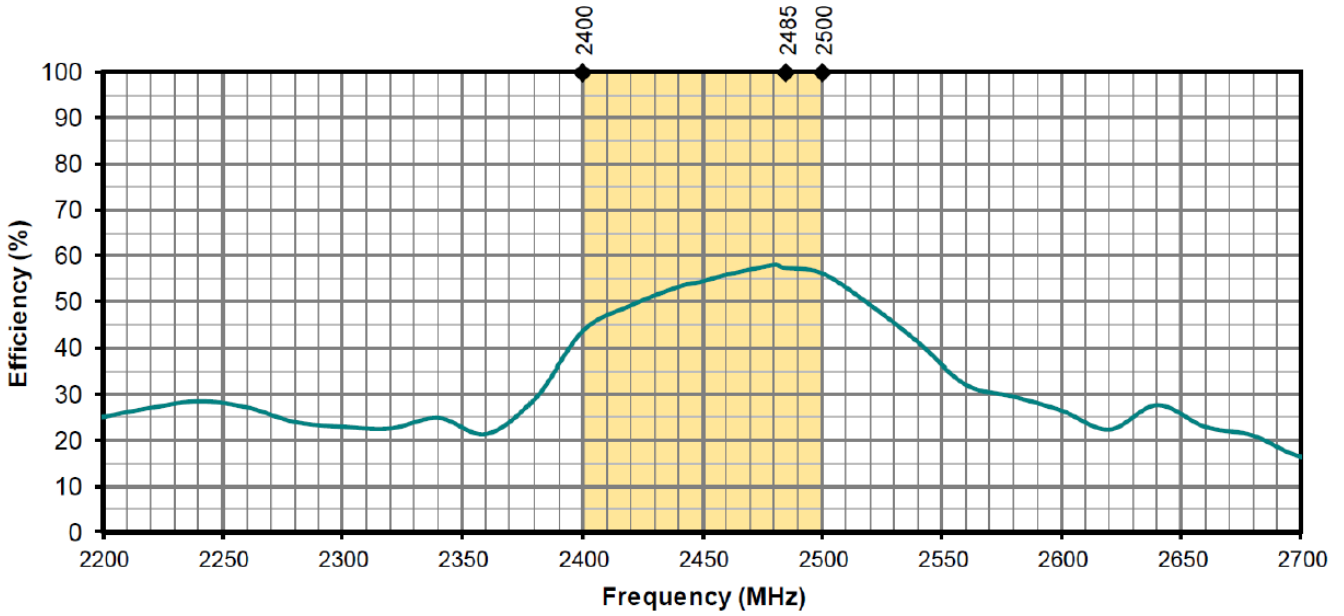
VSWR



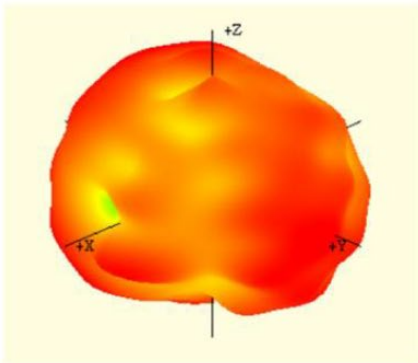
Peak Gain



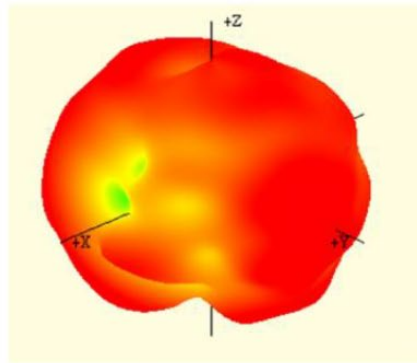
Efficiency



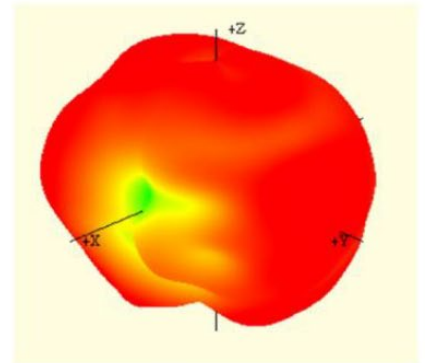
Radiation Patterns



2400 MHz



2450 MHz



2500 MHz