

## CAPACITANCE CODES

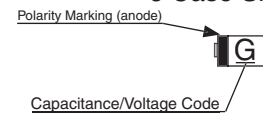
Cap. (µF)	STD EIA Code	EIA Code 198D	Code for P Case Size	Code for J Case Size				
				2.5Vdc	4Vdc	6.3Vdc	10Vdc	16Vdc
0.1	104	A5	-	-	-	-	-	C
0.15	154	E5	-	-	-	-	-	-
0.22	224	J5	-	-	-	-	-	-
0.33	334	N5	N	-	-	-	-	-
0.47	474	S5	S	-	-	-	-	-
0.68	684	W5	W	-	-	-	-	-
1.0	105	A6	A	-	-	-	-	-
1.5	155	E6	E	-	-	-	A	-
2.2	225	J6	J	-	-	Γ	A	-
3.3	335	N6	N	-	-	∩	-	-
4.7	475	S6	S	-	-	J	∇	-
6.8	685	W6	W	-	G	∩	-	-
10	106	A7	A	e	∅	Γ	-	-
22	226	J7	J	-	-	-	-	-
33	336	N7	N	-	-	-	-	-
47	476	S7	S	-	-	-	-	-

## VOLTAGE CODES

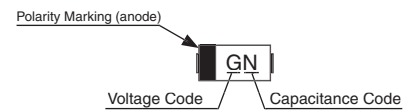
Volts	Code
2.5	e
4	G
6.3	J
10	A
16	C
20	D
25	E
35	V
50	H

## COMPONENT MARKING

### J Case Size



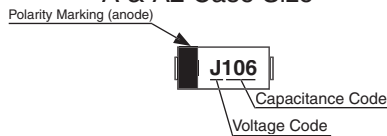
### P Case Size



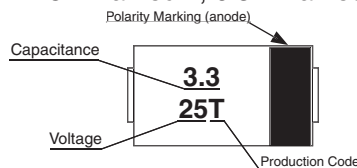
## PRODUCTION CODE

Year	Month											
	Jan	Feb	Mar	Apr	May	Jun	Jul	Aug	Sept	Oct	Nov	Dec
2004	n	p	q	r	s	t	u	v	w	x	y	z
2005	A	B	C	D	E	F	G	H	J	K	L	M
2006	N	P	Q	R	S	T	U	V	W	X	Y	Z
2007	a	b	c	d	e	f	g	h	j	k	l	m

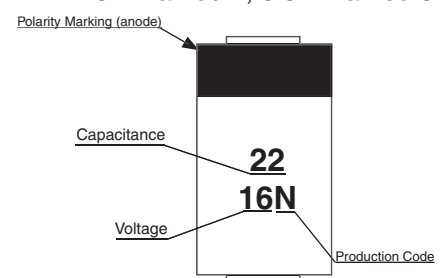
### A & A2 Case Size



### B, B2 & D1 Case Size 2.5V marked 2, 6.3V marked 6

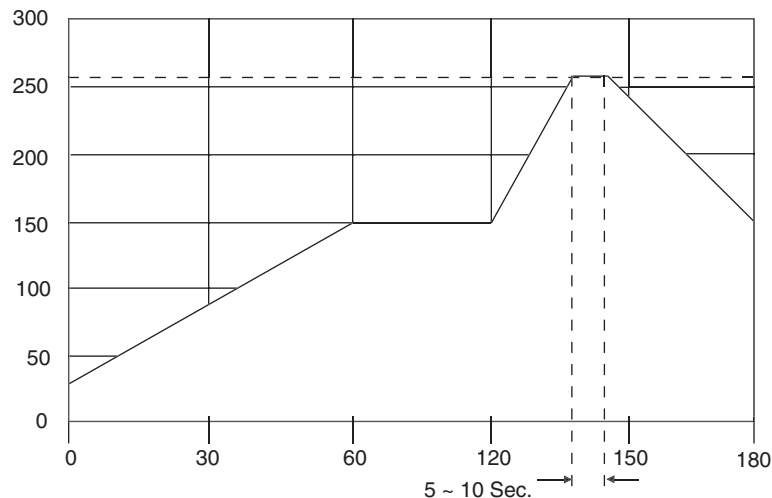


### C & D Case Size 2.5V marked 2, 6.3V marked 6



### Flow/Reflow Soldering

Maximum Temperature/Time: Flow 260°C/5 Sec.  
Reflow 260°C/10 Sec.



## RECOMMENDED LAND PATTERN DIMENSIONS (mm)

Case Size	a	b	c
J	0.90	0.70	1.00
P	1.05	0.50	1.20
A & A2	1.35	1.10	1.50
B & B2	1.35	1.40	2.70
C	2.00	2.90	2.70
D	2.05	4.10	2.90

