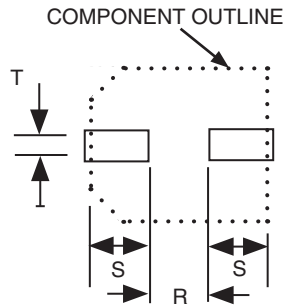
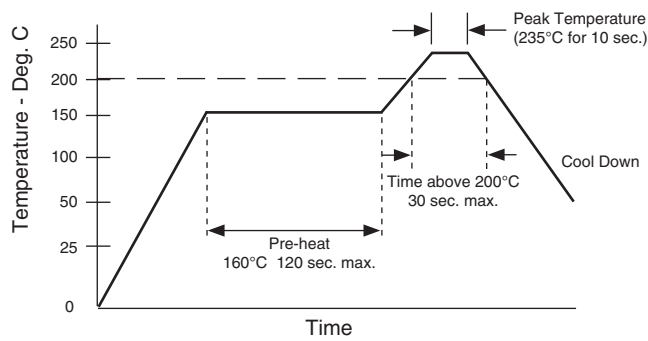


## LAND PATTERN DIMENSIONS (mm)

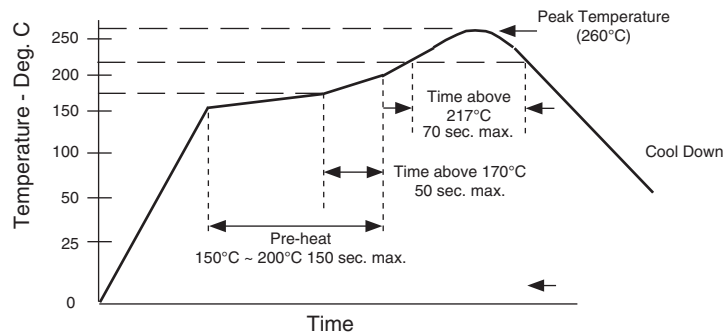
Case Diameter	R	S	T
10.5	5.0	4.6	2.5
10.7	5.0	4.9	2.5
16.0	5.0	10.0	2.5
21.0	10.0	10.5	3.5



## STANDARD RECOMMENDED REFLOW PROFILE



## HIGH TEMPERATURE REFLOW PROFILE



1. The temperatures shown are the surface temperature values on the top of the can and on the capacitor terminals.
2. 2x reflow process maximum. Capacitor should be allowed to return to room temperature before second reflow process.