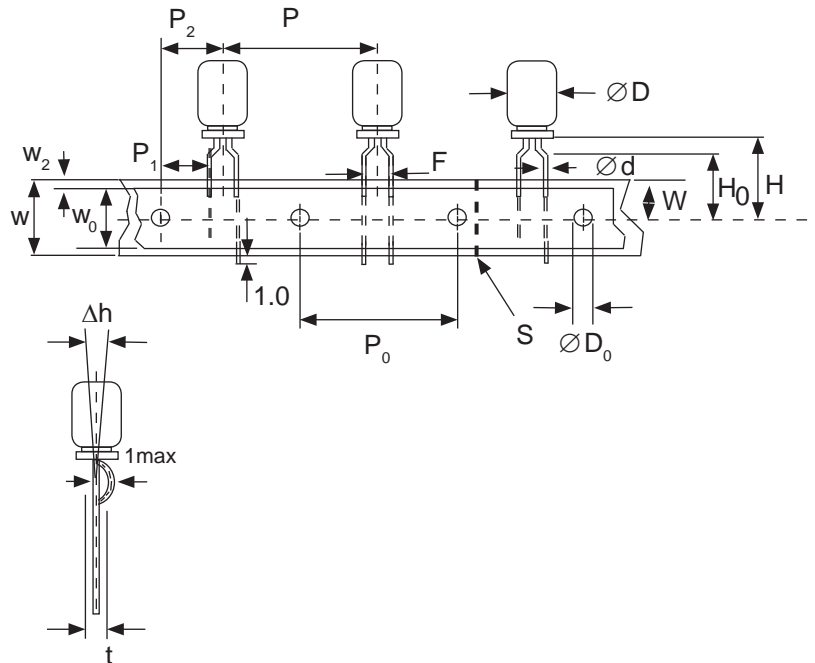


Miniature Aluminum Electrolytic Capacitors Taping Specifications

STANDARD RADIAL TAPING (5mm LEAD SPACING, FORMED LEADS) TB

Taping Dimensions (mm)

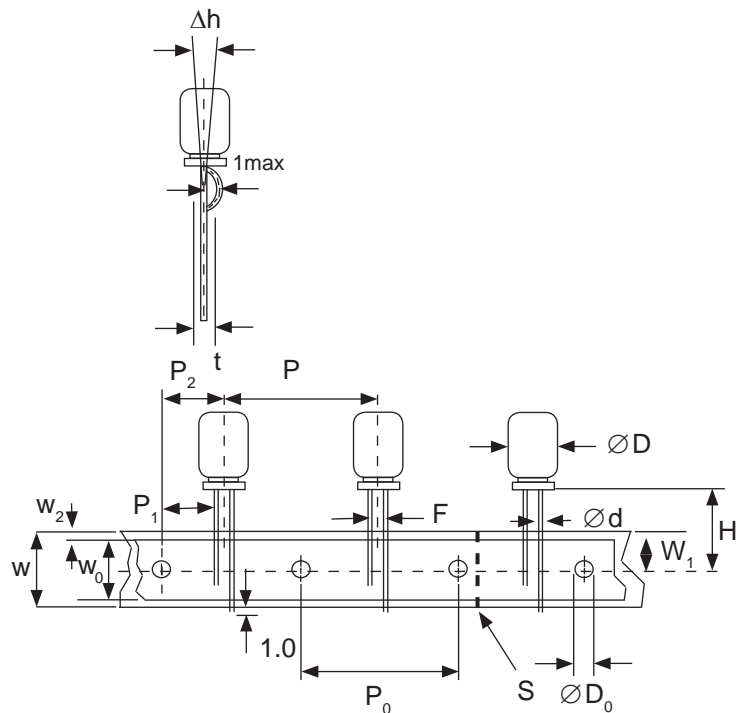
Case Dia. (D ϕ)	4	5		6.3		8
Case Size	4x5	5x5	5x11	6.3x5	6.3x11	8x11.5
Dim.	4x7	5x7		6.3x7		
d ϕ \pm 0.05	0.45	0.45	0.5	0.45	0.5	0.6
H \pm 0.75	17.5	17.5	18.5	17.5	18.5	20.0
F +0.8 ~ -0.2	5.0 -0.2 ~ +0.8					
P	12.7 \pm 1.0					
P ₀	12.7 \pm 0.2					
P ₁	3.85 \pm 0.5 (at end of tape)					
P ₂	6.35 \pm 1.0					
W	18.0 \pm 0.5					
W ₀	11.5 min.					
W ₁	9.0 \pm 0.5					
W ₂	0 ~ 2.5					
H ₀	16.0 \pm 0.5					
l	1.0 max.					
D ₀ ϕ	4.0 \pm 0.2					
Δ h	0 \pm 1.0 (at top of can)					
t	0.7 \pm 0.2 (not including lead)					



STANDARD RADIAL TAPING (5mm LEAD SPACING, STRAIGHT LEADS) TB

Taping Dimensions (mm)

Case Dia. (D ϕ)	10	12.5
Case Size	All	All
Dim.		
d ϕ \pm 0.05	0.6	0.6
H \pm 0.75	19.0	19.0
F +0.8 ~ -0.2	5.0	5.0
P \pm 1.0	25.4*	
P ₀	12.7 \pm 0.2	
P ₁	3.85	
P ₂	6.35 \pm 1.0	
W	18.0 \pm 0.5	
W ₀	11.5 min	
W ₁	9.0 \pm 0.5	
W ₂	0 ~ 2.5	
H ₀	16.0 \pm 0.5	
l	1.0 max.	
D ₀ ϕ	4.0 \pm 0.2	
Δ h	0 \pm 1.0 (at top of can)	
t	0.7 \pm 0.2 (not including lead)	
*Optional Taping Specifications		
10mm diameter available with P dim. = 12.7mm (P/N Suf x: TB12.7MMP)		
12.5mm diameter available with P dim. = 15mm, P ₁ = 5.0mm, P ₀ = 15.0mm & P ₂ = 7.5mm (P/N Suf x: TB15MMP)		



NOTE: ANODE (+) LEAD FEEDS OFF FIRST. FOR OPTION OF NEGATIVE (-) LEAD FIRST, SPECIFY "TBN".

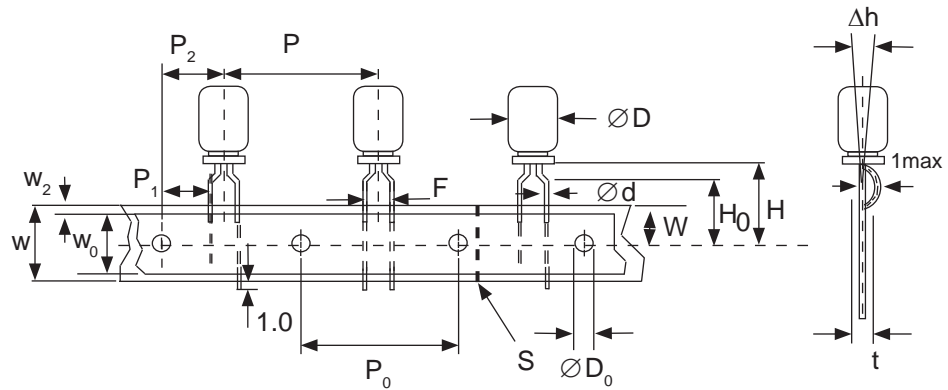


Miniature Aluminum Electrolytic Capacitors Taping Specifications

SPECIAL RADIAL TAPING (2.5mm LEAD SPACING, FORMED LEADS) TBF1

Taping Dimensions (mm)

Case Dia. (D ϕ)	4	5	
Case Size Dim.	4x5 4x7	5x5 5x7	5x11
d ϕ \pm 0.05	0.45	0.45	0.5
H \pm 0.75	17.5	17.5	18.5
H ₀ \pm 0.5	16.0	-	-
F	2.5 -0.2 ~ +0.8		
P	12.7 \pm 1.0		
P ₀	12.7 \pm 0.2		
P ₁	5.1 \pm 0.5		
P ₂	6.35 \pm 1.0		
W	18.0 \pm 0.5		
W ₀	11.5 min.		
W ₁	9.0 \pm 0.5		
W ₂	0 ~ 1.5		
l	1.0 max.		
D ₀ ϕ	4.0 \pm 0.2		
Δ h	0 \pm 1.0		
t	0.7 \pm 0.2		

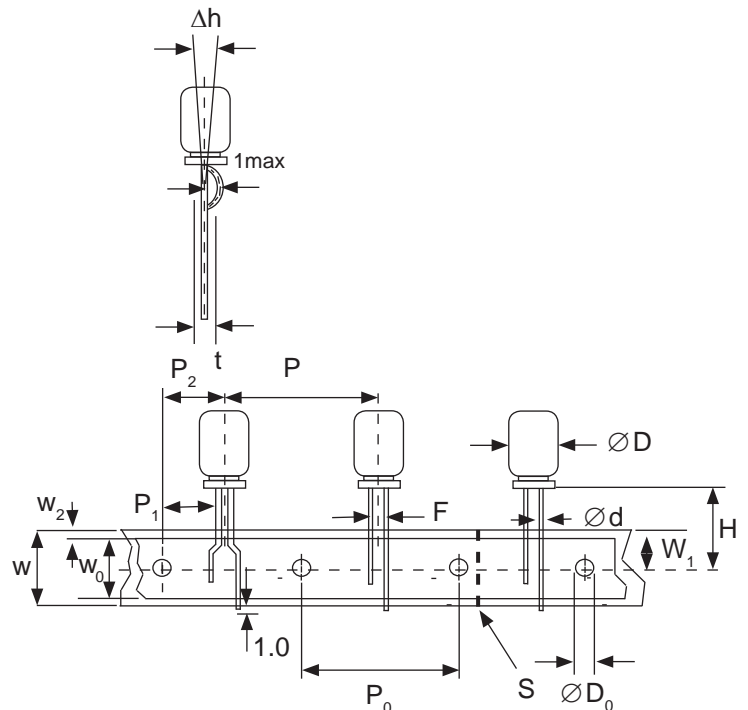


SPECIAL STRAIGHT LEAD TAPING TBST*

Taping Dimensions (mm)

Case Dia. (D ϕ)	4		5		6.3		8
Case Size Dim.	4x5 4x7	5x5 5x7	5x11	6.3x5 6.3x7	6.3x11	8x11.5	
d ϕ \pm 0.05	0.45	0.45	0.5	0.45	0.5	0.6	
H \pm 0.75	17.5	17.5	18.5	17.5	18.5	20.0	
F +0.8 ~ -0.2	2.0*	2.0	2.0	2.5	2.5	3.5	
P \pm 1.0	12.7 \pm 0.2						
P ₀	12.7 \pm 0.2						
P ₁	5.1	5.1	5.1	5.1	5.1	4.6	
P ₂	6.35 \pm 1.0						
W	18.0 \pm 0.5						
W ₀	11.5 min.						
W ₁	9.0 \pm 0.5						
W ₂	0 ~ 2.5						
H ₀	16.0 \pm 0.5						
l	1.0 max.						
D ₀ ϕ	4.0 \pm 0.2						
Δ h	0 \pm 1.0 (at top of can)						
t	0.7 \pm 0.2 (not including lead)						

* Parts with 4mm diameter are taped with a slight curve in the lead and a 2.0mm lead-space.



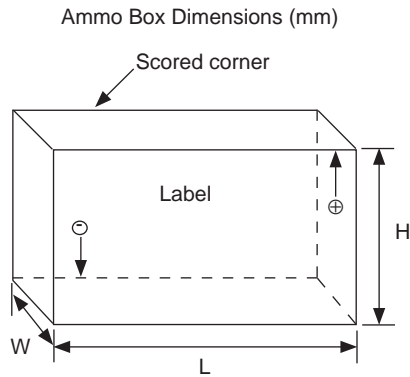
*Straight leads will extend from the based of the component to the edge of the carrier. The section of lead below the adhesive tape may be straight or formed.



RADIAL TAPED PACKAGING

Ammo Box (Tape & Box) TB, TBF1, TBST

Size of box and component quantity



Case Dia (D ϕ) or Case Size	Q'ty per Box (pcs)	Dim. L	Dim. H	Dim. W
4x5, 4x7	2,000	331	175	43
5x5, 5x7	2,000	331	220	43
5x11	2,000	340	255	55
6.3x5, 6.3x7	2,000	331	280	43
6.3x11	2,000	331	280	48
8x11.5, 8x12.5	1,000	335	235	53
10x12.5*	500	335	190	53
10x16*	500	335	300	53
10x20*	500	335	300	55
12.x20*	500	335	300	55
12.5x25*	500	335	300	61

*Special Taping Consult Factory For Availability