

FEATURES

- SMALL SIZE AND SURFACE MOUNTABLE
- HIGH CURRENT AND LOW DC RESISTANCE CHARACTERISTICS
- BOTH FLOW AND REFLOW SOLDERING APPLICABLE
- HIGH INDUCTANCE AVAILABLE IN SMALL SIZE
- EMBOSSED PLASTIC TAPE PACKAGE FOR AUTOMATIC PICK-PLACE

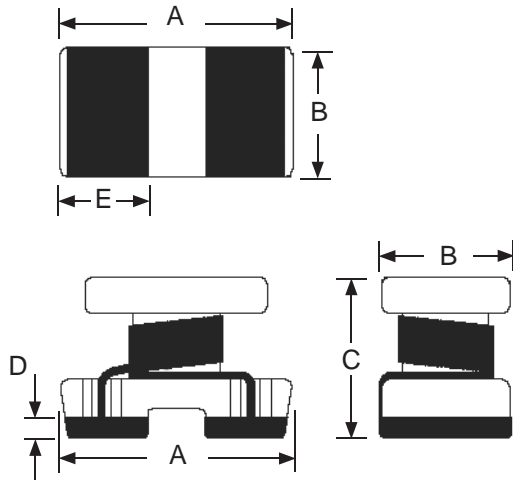
RoHS Compliant
includes all homogeneous materials

*See Part Number System for Details

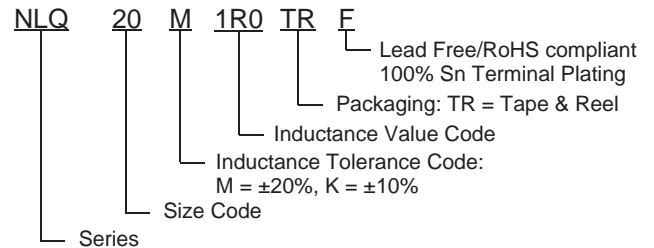


Specifications	NLQ20 0805	NLQ25 1008	NLQ32 1206	NLQ35 1210	NLQ45 1812
Inductance Range	1.0 μ H ~ 220 μ H	1.0 μ H ~ 33 μ H	0.12 μ H ~ 100 μ H	0.15H ~ 560 μ H	1.0 μ H ~ 470 μ H
Temperature Range	-25°C ~ +85°C				
Temperature Rise at Irms	40°C max.				
Inductance Change at Irms	-10% typical				
Inductance Tolerance	10% (K)	10% (K) 20% (M)	10% (K) 20% (M)	10% (K) 20% (M)	10% (K) 20% (M)
Resistance to Solder Heat	260°C for 5 seconds				

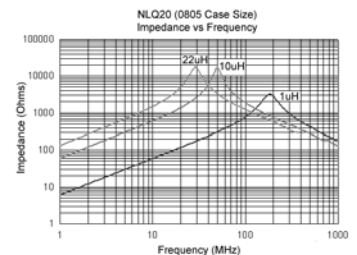
Series	Case Size	A	B	C	D	E
NLQ20	0805	2.00 ± 0.2	1.50 ± 0.2	1.70 ± 0.2	0.15 min.	0.6 ± 0.2
NLQ25	1008	2.50 ± 0.2	2.00 ± 0.2	1.80 ± 0.2	0.15 min.	0.8 ± 0.2
NLQ32	1206	3.20 ± 0.3	1.60 ± 0.3	1.80 ± 0.3	0.15 min.	1.15 ± 0.2
NLQ35	1210	3.20 ± 0.3	2.50 ± 0.3	2.20 ± 0.3	0.15 min.	1.15 ± 0.2
NLQ45	1812	4.50 ± 0.3	3.20 ± 0.3	2.60 ± 0.5	0.15 typ.	1.75 min.



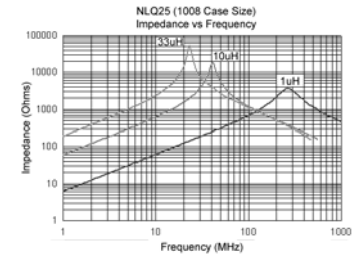
PART NUMBER SYSTEM



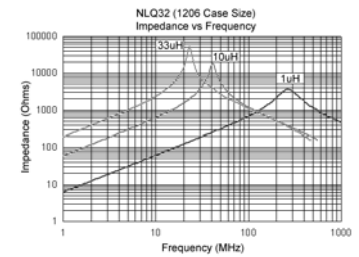
Part Number	STANDARD VALUES - CASE SIZE 20 (2.0 x 1.5 x 1.7mm)				
	Inductance Value (μ H)	DC Resistance (Ω)	Irms (mA)	SRF (MHz) min.	Test Frequency
NLQ20K1R0TRF	1.0 ± 10%	0.208	700	100	7.96MHz
NLQ20K2R2TRF	2.2 ± 10%	0.299	620	80	
NLQ20K4R7TRF	4.7 ± 10%	0.520	430	45	
NLQ20K100TRF	10 ± 10%	0.910	300	32	2.52MHz
NLQ20K220TRF	22 ± 10%	2.210	220	16	



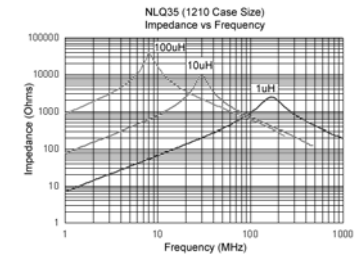
Part Number	STANDARD VALUES - CASE SIZE 25 (2.5 x 2.0 x 1.8mm)				Test Frequency
	Inductance Value (μH)	DC Resistance (Ω)	I _{rms} (mA)	SRF (MHz) min.	
NLQ25M1R0TRF	1.0 ± 20%	0.422	475	200	7.96MHz
NLQ25M1R5TRF	1.5 ± 20%	0.546	435	165	
NLQ25M2R2TRF	2.2 ± 20%	0.650	390	95	
NLQ25M3R3TRF	3.3 ± 20%	0.845	340	55	
NLQ25M4R7TRF	4.7 ± 20%	1.040	285	43	
NLQ25M6R8TRF	6.8 ± 20%	1.300	275	39	
NLQ25K100TRF	10 ± 10%	2.197	210	32	2.52MHz
NLQ25K150TRF	15 ± 10%	2.860	175	21	
NLQ25K220TRF	22 ± 10%	3.640	160	18	
NLQ25K330TRF	33 ± 10%	5.460	120	16	



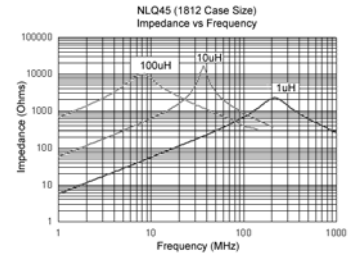
Part Number	STANDARD VALUES - CASE SIZE 32 (3.2 x 1.6 x 1.8mm)				Test Frequency
	Inductance Value (μH)	DC Resistance (Ω)	I _{rms} (mA)	SRF (MHz) min.	
NLQ32MR12TRF	0.10 ± 20%	0.112	970	250	1MHz
NLQ32MR22TRF	0.22 ± 20%	0.140	850	250	
NLQ32MR47TRF	0.47 ± 20%	0.210	700	180	
NLQ32M1R0TRF	1.0 ± 20%	0.364	510	100	
NLQ32M2R2TRF	2.2 ± 20%	0.533	430	50	
NLQ32M4R7TRF	4.7 ± 20%	0.845	340	31	
NLQ32K100TRF	10 ± 10%	1.690	230	20	
NLQ32K220TRF	22 ± 10%	3.900	160	14	
NLQ32K470TRF	47 ± 10%	10.40	100	10	
NLQ32K101TRF	100 ± 10%	15.60	80	7	



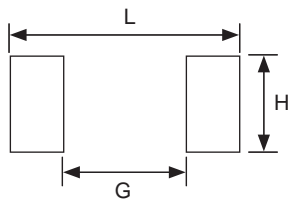
Part Number	STANDARD VALUES - CASE SIZE 35 (3.2 x 2.5 x 2.2mm)				Test Frequency
	Inductance Value (μH)	DC Resistance (Ω)	I _{rms} (mA)	SRF (MHz) min.	
NLQ35MR15TRF	0.15 ± 20%	0.028	1450	400	1MHz
NLQ35MR27TRF	0.27 ± 20%	0.034	1250	250	
NLQ35MR47TRF	0.47 ± 20%	0.042	1100	150	
NLQ35M1R0TRF	1.0 ± 20%	0.117	800	96	
NLQ35M2R2TRF	2.2 ± 20%	0.169	600	64	
NLQ35M4R7TRF	4.7 ± 20%	0.260	450	43	
NLQ35K100TRF	10 ± 10%	0.572	300	26	
NLQ35K180TRF	18 ± 10%	0.852	270	20	
NLQ35K220TRF	22 ± 10%	0.923	250	19	
NLQ35K330TRF	33 ± 10%	1.235	220	14	
NLQ35K470TRF	47 ± 10%	1.690	170	15	
NLQ35K101TRF	100 ± 10%	4.550	100	10	
NLQ35K221TRF	220 ± 10%	10.92	70	6.8	
NLQ35K271TRF	270 ± 10%	11.85	66	4.5	
NLQ35K331TRF	330 ± 10%	13.00	60	5.6	
NLQ35K391TRF	390 ± 10%	22.10	60	5	1KHz
NLQ35K471TRF	470 ± 10%	24.70	60	5	
NLQ35K561TRF	560 ± 10%	28.60	60	5	



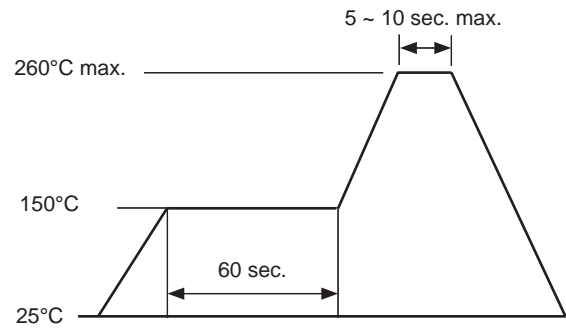
Part Number	STANDARD VALUES - CASE SIZE 45 (4.5 x 3.2 x 2.6mm)				Test Frequency
	Inductance Value (μH)	DC Resistance (Ω)	I _{rms} (mA)	SRF (MHz) min.	
NLQ45M1R0TRF	1.0 ± 20%	0.08	1080	100	1MHz
NLQ45M1R5TRF	1.5 ± 20%	0.09	1000	85	
NLQ45M2R2TRF	2.2 ± 20%	0.11	900	60	
NLQ45M3R3TRF	3.3 ± 20%	0.14	800	47	
NLQ45M4R7TRF	4.7 ± 20%	0.15	750	43	
NLQ45M6R8TRF	6.8 ± 20%	0.20	720	30	
NLQ45K100TRF	10 ± 10%	0.24	650	23	
NLQ45K150TRF	15 ± 10%	0.32	570	20	
NLQ45K220TRF	22 ± 10%	0.60	420	15	
NLQ45K330TRF	33 ± 10%	1.00	310	12	
NLQ45K470TRF	47 ± 10%	1.10	280	10	
NLQ45K680TRF	68 ± 10%	1.70	220	8.4	
NLQ45K101TRF	100 ± 10%	2.20	190	6.8	
NLQ45K151TRF	150 ± 10%	3.50	130	5.5	
NLQ45K221TRF	220 ± 10%	4.00	110	4.5	
NLQ45K331TRF	330 ± 10%	6.80	100	3.6	
NLQ45K471TRF	470 ± 10%	8.50	90	3.0	1KHz



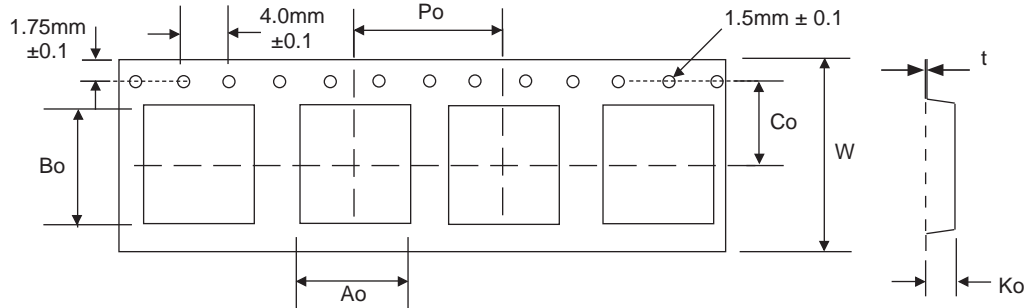
Case Size	LAND PATTERN DIMENSIONS (mm)		
	L	G	H
NLQ20	2.1	0.7	1.5
NLQ25	2.5	0.9	2.0
NLQ32	3.2	1.0	1.6
NLQ35	3.2	1.0	2.5
NLQ45	4.5	1.5	3.2



REFLOW SOLDERING PROFILE



Case Size	Reel Qty	CARRIER TAPE DIMENSIONS (mm)						
		W	A0	B0	Co	K0	Po	t
NLQ20	2,000	8.0	1.80 ± 0.1	2.30 ± 0.1	3.50 ± 0.05	1.90 ± 0.1	4.0 ± 0.1	0.22 ± 0.05
NLQ25	2,000		2.20 ± 0.1	2.75 ± 0.1		2.00 ± 0.1		
NLQ32	2,000		2.40 ± 0.1	3.50 ± 0.1		2.55 ± 0.1		
NLQ35	2,000		2.67 ± 0.1	3.65 ± 0.1		2.50 ± 0.1		0.26 ± 0.05
NLQ45	500	12.0	3.50 ± 0.1	4.98 ± 0.1	5.5 ± 0.05	3.05 ± 0.1	8.0 ± 0.1	



Tape Width	REEL DIMENSIONS (mm)			
	A(mm)	B(mm)	C(mm)	D(mm)
8mm	8.5 ± 0.1	100 ± 1	13.0 ± 0.5	330
12mm	12.5 ± 0.1			

