

Issued: August 1st, 2022

SUB: EOL Notice

Product Type: Radial Leaded Double Layer Capacitors
NIC Series: NEDZ, NEDZH, NEDZN and NEDZP Series
Product Specification:

<http://www.niccomp.com/products/catalog/nedz.pdf>

<http://www.niccomp.com/products/catalog/nedzh.pdf>

<http://www.niccomp.com/products/catalog/nedzn.pdf>

<http://www.niccomp.com/products/catalog/nedzp.pdf>

Notification: End of Life Notification

The following is notice of end of life for the NEDZ, NEDZH, NEDZN and NEDZP series.

Effective: August 1st, 2022

Last Order Date: January 31st, 2023 for established customers with existing business

Last Ship Date: July 31st, 2023 for established customers with existing business

Reason for Discontinuation: Low Demand

Part Number	Capacitance (F)	Voltage	Size (mm)
NEDZ105Z2.7V6.3X14F	1.0	2.7	6.3X14
NEDZ105Z2.7V8X12F	1.0	2.7	8X12
NEDZ275Z2.7V8X20F	2.7	2.7	8X20
NEDZ275Z2.7V8X22F	2.7	2.7	8X22
NEDZ335Z2.7V10X20F	3.3	2.7	10X20
NEDZ475Z2.7V10X20F	4.7	2.7	10X20
NEDZ565Z2.7V10X20F	5.6	2.7	10X20
NEDZ685Z2.7V10X25F	6.8	2.7	10X25
NEDZ685Z2.7V10X30F	6.8	2.7	10X30
NEDZ106Z2.7V10X35F	10	2.7	10X35
NEDZ106Z2.7V12.5X25F	10	2.7	12.5X25
NEDZ156Z2.7V12.5X35F	15	2.7	12.5X35
NEDZ156Z2.7V16X25F	15	2.7	16X25
NEDZ206Z2.7V18X35F	20	2.7	18X35
NEDZ226Z2.7V16X31.5F	22	2.7	16X31.5
NEDZ306Z2.7V18X40F	30	2.7	18X40
NEDZ336Z2.7V16X40F	33	2.7	16X40
NEDZ904Z2.5V6.3X14F	0.9	5	6.3X14
NEDZ105Z2.5V6.3X14F	1.0	5	6.3X14
NEDZ105Z2.5V8X12F	1.0	5	8X12

Part Number	Capacitance (F)	Voltage	Size (mm)
NEDZ275Z2.5V8X20F	2.7	5	8X20
NEDZ275Z2.5V8X22F	2.7	5	8X22
NEDZ335Z2.5V10X20F	3.3	5	10X20
NEDZ475Z2.5V10X20F	4.7	5	10X20
NEDZ565Z2.5V10X20F	5.6	5	10X20
NEDZ685Z2.5V10X30F	6.8	5	10X30
NEDZ106Z2.5V10X35F	10	5	10X35
NEDZ106Z2.5V12.5X25F	10	5	12.5X25
NEDZ156Z2.5V12.5X35F	15	5	12.5X35
NEDZ156Z2.5V16X20F	15	5	16X20
NEDZ206Z2.5V18X35F	20	5	18X35
NEDZ226Z2.5V16X25F	22	5	16X25
NEDZ306Z2.5V18X40F	30	5	18X40
NEDZ336Z2.5V16X35.5F	33	5	16X35.5
NEDZ406Z2.5V18X40F	40	5	18X40
NEDZ506Z2.5V25X40F	50	5	25X40
NEDZ107Z2.5V25X50F	100	5	25X50
NEDZ207Z2.5V35X50F	200	5	35X50
NEDZH107Z2.5V25X50F	10	5	25X50
NEDZH226Z2.5V12.5X35F	22	5	12.5X35
NEDZH307Z2.5V35X50F	30	5	35X50
NEDZH506Z2.5V18X40F	50	5	18X40
NEDZN105Z2.7V6.3X14F	1.0	2.7	6.3X14
NEDZN105Z2.7V8X12F	1.0	2.7	8X12
NEDZN275Z2.7V8X20F	2.7	2.7	8X20
NEDZN275Z2.7V8X22F	2.7	2.7	8X22
NEDZN335Z2.7V10X20F	3.3	2.7	10X20
NEDZN475Z2.7V10X20F	4.7	2.7	10X20
NEDZN685Z2.7V10X25F	6.8	2.7	10X25
NEDZN685Z2.7V10X30F	6.8	2.7	10X30
NEDZN106Z2.7V10X35F	10	2.7	10X35
NEDZN206Z2.7V18X35F	20	2.7	18X35
NEDZN226Z2.7V16X31.5F	22	2.7	16X31.5
NEDZN704Z2.7V8X15F	70	2.7	8X15
NEDZN904Z2.5V6.3X14F	0.9	5	6.3X14
NEDZN105Z2.5V6.3X14F	1.0	5	6.3X14
NEDZN105Z2.5V8X12F	1.0	5	8X12
NEDZN275Z2.5V8X20F	2.7	5	8X20

Part Number	Capacitance (F)	Voltage	Size (mm)
NEDZN275Z2.5V8X22F	2.7	5	8X22
NEDZN335Z2.5V10X20F	3.3	5	10X20
NEDZN475Z2.5V10X20F	4.7	5	10X20
NEDZN685Z2.5V10X25F	6.8	5	10X25
NEDZN685Z2.5V10X30F	6.8	5	10X30
NEDZN106Z2.5V10X35F	10	5	10X35
NEDZN106Z2.5V12.5X25F	10	5	12.5X25
NEDZN107Z2.5V25X50F	10	5	25X50
NEDZN206Z2.5V18X35F	20	5	18X35
NEDZN207Z2.5V35X50F	20	5	35X50
NEDZN226Z2.5V16X25F	22	5	16X25
NEDZN306Z2.5V18X40F	30	5	18X40
NEDZN336Z2.5V16X35.5F	33	5	16X35.5
NEDZN506Z2.5V25X40F	50	5	25X40
NEDZN704Z2.5V8X15F	70	5	8X15
NEDZP474Z5V8.5X16AF	0.47	5	8.5X16A
NEDZP474Z5V8.5X16BF	0.47	5	8.5X16B
NEDZP105Z5V8.5X24AF	1.0	5	8.5X24A
NEDZP105Z5V8.5X24BF	1.0	5	8.5X24B
NEDZP155Z5V8.5X24AF	1.5	5	8.5X24A
NEDZP155Z5V8.5X24BF	1.5	5	8.5X24B
NEDZP335Z5V10.5X34AF	3.3	5	10.5X34A
NEDZP335Z5V10.5X34BF	3.3	5	10.5X34B
NEDZP475Z5V10.5X39AF	4.7	5	10.5X39A
NEDZP475Z5V10.5X39BF	4.7	5	10.5X39B

Prepared by: Technical Product Marketing Group / tpmg@niccomp.com


➔ Follow NIC PCN alerts to get email notifications of EOL and PCN announcements at www.niccomp.com/pcn

Use our Quickbuilder tool to find possible alternatives for the discontinued parts:

http://www.niccomp.com/QuickBUILDER/qb_capacitor.php

FEATURES

- HIGH POWER AND LOW INTERNAL RESISTANCE
- HIGH CAPACITANCE (UP TO 200F)
- IDEAL AS POWER SUPPLY BACK-UP

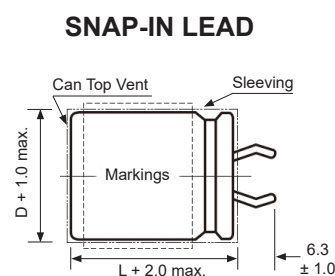
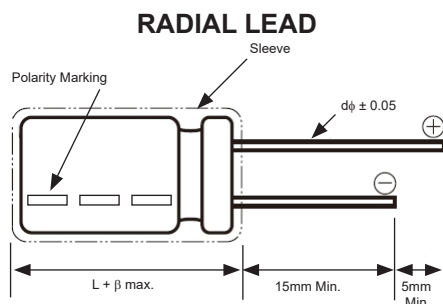


CHARACTERISTICS

Series	NEDZN
Rated Voltage Range	2.5 & 2.7VDC
Rated Capacitance Range	0.7F ~ 200F (700,000 μ F ~ 200,000,000 μ F)
Operating Temp. Range	-25°C ~ +70°C
Capacitance Tolerance	+80%/-20% (Z)
Load Life Test @ +70°C 1,000 hours	ΔC = Less than $\pm 30\%$ of initial measured value
	Max. ESR = Less than 400% of the specified max.
Temperature Characteristics -25°C & +70°C	ΔC = Within +30% of 20°C value
	Max. ESR = Less than 500% of 20°C value
Shelf Life @ +70°C 1,000 hours	ΔC = Less than $\pm 30\%$ of initial measured value
	Max. ESR = Less than 400% of the specified max. value

STANDARD VALUES AND SPECIFICATIONS

NIC P/N	Case Size (mm)	Capacitance (F)	Voltage Rating (VDC)	Max. Leakage Current After 24 Hours (mA)	Max. ESR @ 1KHz (m Ω)	Typical ESR @ 1KHz (m Ω)	Lead Style
NEDZN704Z2.5V8X15F	8X15	0.7	2.5	0.1	400	200	Radial
NEDZN105Z2.5V6.3X14F	6.3X14	1.0	2.5	0.1	400	300	Radial
NEDZN105Z2.5V8X12F	8X12	1.0	2.5	0.1	300	150	Radial
NEDZN275Z2.5V8X20F	8X20	2.7	2.5	0.2	300	120	Radial
NEDZN335Z2.5V10X20F	10X20	3.3	2.5	0.2	200	60	Radial
NEDZN475Z2.5V10X20F	10X20	4.7	2.5	0.3	100	70	Radial
NEDZN685Z2.5V10X25F	10X25	6.8	2.5	0.4	100	40	Radial
NEDZN106Z2.5V10X35F	10X35	10	2.5	0.5	100	35	Radial
NEDZN106Z2.5V12.5X25F	12.5X25	10	2.5	0.5	100	35	Radial
NEDZN226Z2.5V16X25F	16X25	22	2.5	0.8	100	25	Radial
NEDZN336Z2.5V16X35.5F	16X35.5	33	2.5	0.8	100	20	Radial
NEDZN506Z2.5V25X40F	25X40	50	2.5	1.0	30	15	Snap-in
NEDZN107Z2.5V25X50F	25X50	100	2.5	1.0	30	15	Snap-in
NEDZN207Z2.5V35X50F	35X50	200	2.5	2.0	30	8	Snap-in

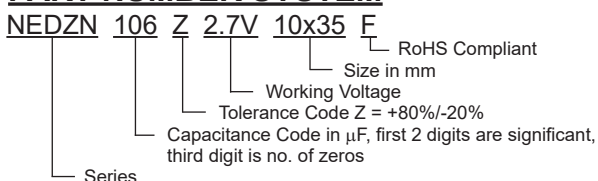


PRECAUTIONS

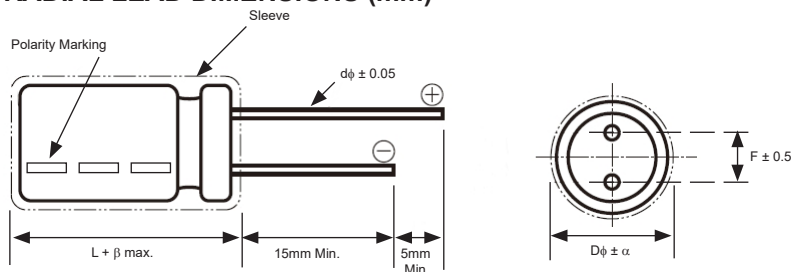
Please review the notes on correct use, safety and precautions found at https://www.niccomp.com/resource/files/double/Double_Layer_Capacitor_Guide_0810-RevBrA7.pdf
If in doubt or uncertainty, please review your specific application - process details with NIC's technical support personnel: tpmg@niccomp.com

NIC P/N	Case Size (mm)	Capacitance (F)	Voltage Rating (VDC)	Max. Leakage Current After 24 Hours (mA)	Max. ESR @ 1KHz (mΩ)	Typical ESR @ 1KHz (mΩ)	Lead Style
NEDZN704Z2.7V8X15F	8X15	0.7	2.7	0.1	400	200	Radial
NEDZN105Z2.7V6.3X14F	6.3X14	1.0	2.7	0.2	400	300	Radial
NEDZN105Z2.7V8X12F	8X12	1.0	2.7	0.2	300	150	Radial
NEDZN275Z2.7V8X20F	8X20	2.7	2.7	0.3	300	120	Radial
NEDZN335Z2.7V10X20F	10X20	3.3	2.7	0.3	200	90	Radial
NEDZN475Z2.7V10X20F	10X20	4.7	2.7	0.4	100	70	Radial
NEDZN685Z2.7V10X25F	10X25	6.8	2.7	0.5	100	40	Radial
NEDZN106Z2.7V10X35F	10X35	10	2.7	0.6	100	35	Radial
NEDZN226Z2.7V16X31.5F	16X31.5	22	2.7	1.0	100	25	Radial

PART NUMBER SYSTEM



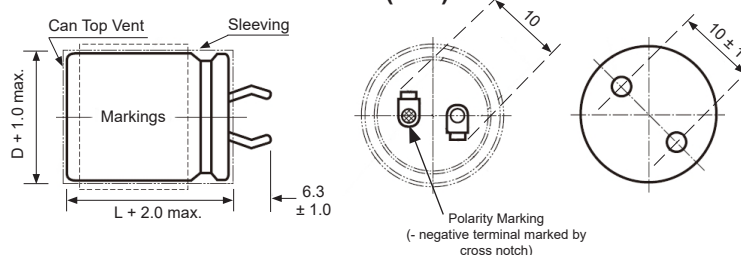
RADIAL LEAD DIMENSIONS (mm)



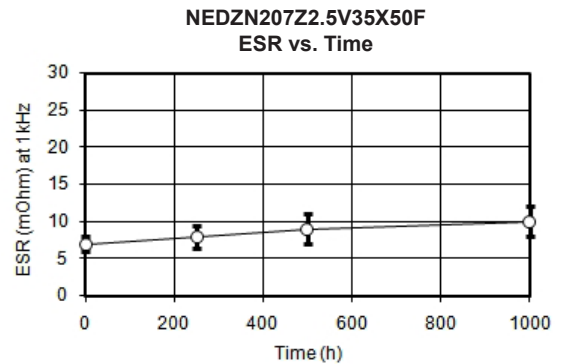
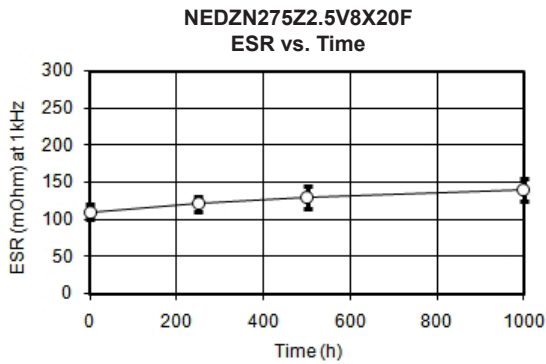
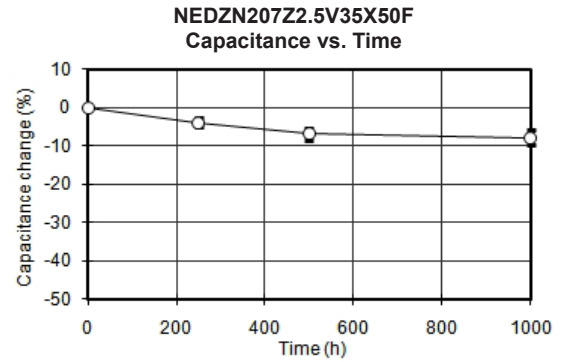
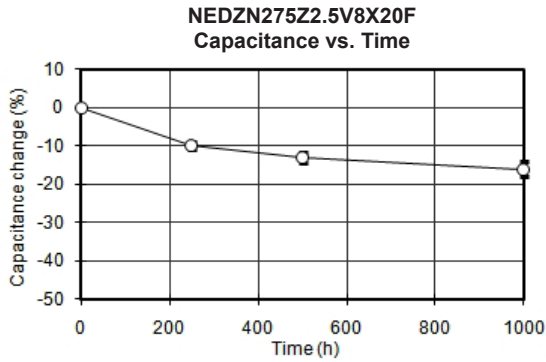
Case Dia. (Dφ)	6.3	8	10	12.5	16	18
Lead Space (F)	2.5	3.5	5.0	7.5		
Lead Dia. (dφ)	0.6		0.6		0.8	
Dim. α	0.5		0.5		0.5	
Dim. β	2.0		2.0		2.0	

Drawing is representative of parts as supplied in bulk or straight lead format, please see taping specification for details on taped format packaging.

SNAP-IN LEAD DIMENSIONS (mm)



LOAD LIFE TEST (+70°C, 2.5V APPLIED)



TEMPERATURE CHARACTERISTICS

