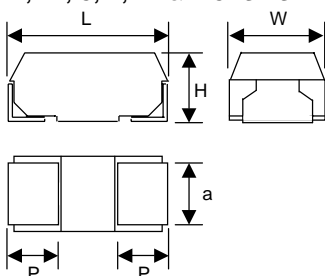


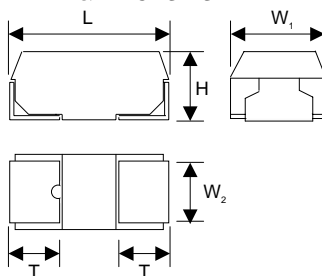
### DIMENSIONS (mm)

Case Code	Metric Code	English Code	L	W	H	P	a
P	2012	0805	2.0±0.2	1.25±0.2	1.2 MAX.	0.5±0.2	0.9±0.1
A	3216	1206	3.2±0.2	1.6±0.2	1.6±0.2	0.8±0.3	1.2±0.1
A2	3216	1206	3.2±0.2	1.6±0.2	1.2 MAX.	0.8±0.3	1.2±0.1
B	3528	1411	3.5±0.2	2.8±0.2	1.9±0.2	0.8±0.3	2.2±0.1
B2	3528	1411	3.5±0.2	2.8±0.2	1.2 MAX.	0.8±0.3	2.3±0.1
C	6032	2412	6.0±0.3	3.2±0.3	2.6±0.3	1.3±0.3	2.2±0.1
D	7343	2916	7.3±0.2	4.3±0.2	2.9±0.3	1.3±0.3	2.4±0.1
D1	5846	2318	5.8±0.3	4.6±0.2	3.2±0.3	1.3±0.3	2.4±0.1
E	7343H	2917	7.3±0.2	4.3±0.2	4.1±0.2	1.3±0.3	2.4±0.1

#### A, A2, C, D, D1 & E CASE SIZE



#### B & B2 CASE SIZE



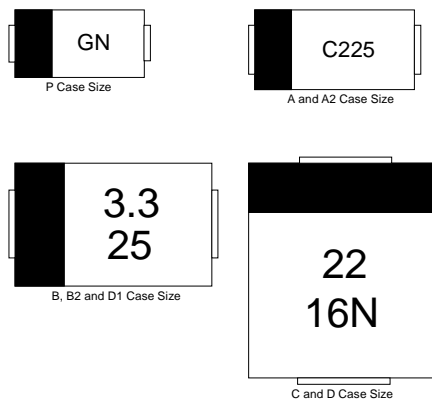
### CAPACITANCE CODES

Cap. (µF)	STD EIA Code	EIA Code 198D	Code for P Case Size
0.047	473	S4	-
0.068	683	W4	-
0.1	104	A5	-
0.15	154	E5	-
0.22	224	J5	-
0.33	334	N5	N
0.47	474	S5	S
0.68	684	W5	W
1.0	105	A6	A
1.5	155	E6	E
2.2	225	J6	J
3.3	335	N6	N
4.7	475	S6	S
6.8	685	W6	W
10	106	A7	a
22	226	J7	-

### VOLTAGE CODES

Volts	Code
2.5	e
4	G
6.3	J
10	A
16	C
20	D
25	E
35	V
50	H

### COMPONENT MARKING



### RECOMMENDED LAND PATTERN DIMENSIONS (mm)

Case Size	a	b	c
P	1.05	0.50	1.20
A & A2	1.35	1.10	1.50
B & B2	1.35	1.40	2.70
C	2.00	2.90	2.70
D1	2.00	2.70	2.90
D	2.05	4.10	2.90

