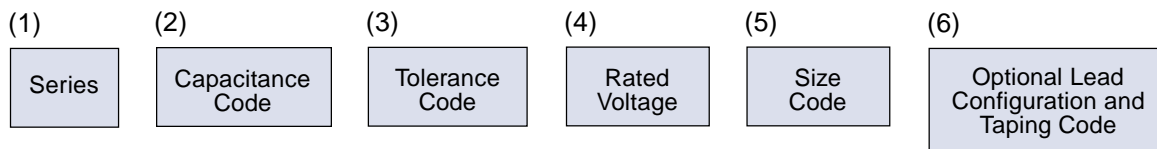
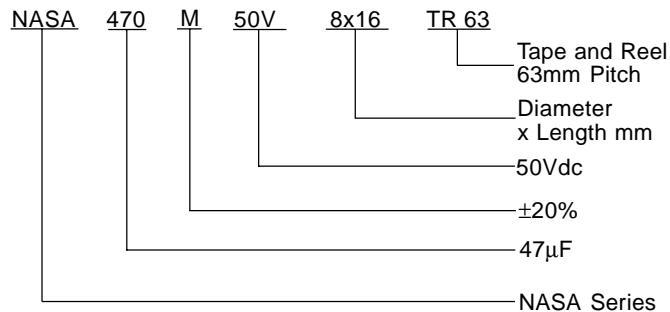
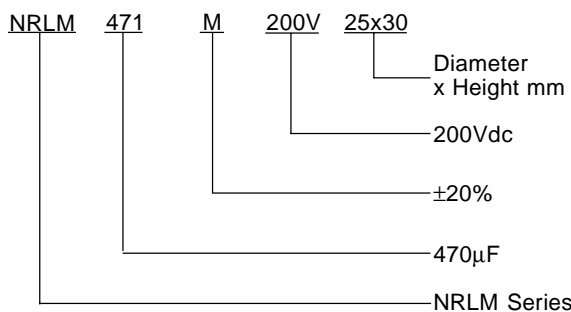
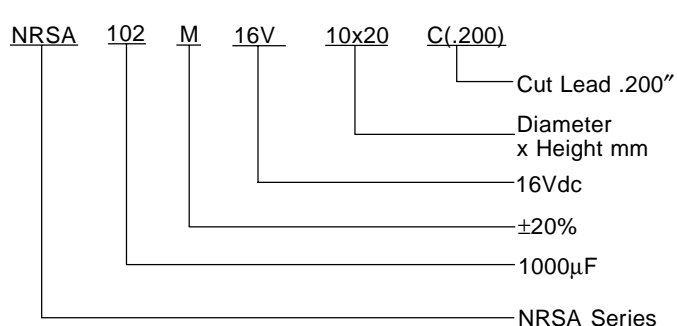
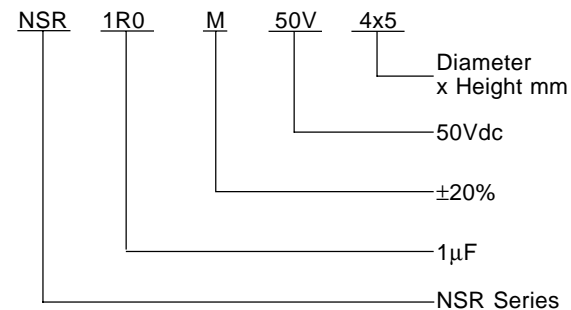


Part Numbering System for Aluminum & Tantalum Electrolytic Capacitors

ALUMINUM ELECTROLYTIC CAPACITORS



Examples:



(1) Series-Type

(2) Capacitance code expressed in microfarads (μF). Three digit code, where first two digits are significant ("R" indicates decimal point for under $10\mu\text{F}$) and third digit is number of zeros.

Examples:

Capacitance (μF)	Code	Capacitance (μF)	Code
0.1	R10	47	470
0.47	R47	100	101
1.0	1R0	1000	102
10	100	10,000	103

(3) Tolerance Code:

K = $\pm 10\%$ Q = $-10\sim+30\%$
 M = $\pm 20\%$ T = $-10\sim+50\%$

(4) Rated Voltage in V

(5) Size expressed in mm:

Radial lead and snap-in can = Diameter x Height
 Axial leads = Diameter x Length



Part Numbering System for Aluminum & Tantalum Electrolytic Capacitors

(6) Packaging and lead configuration codes:

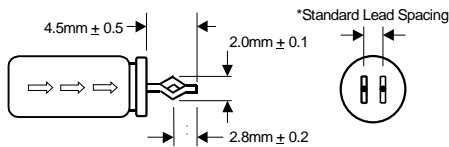
RADIAL LEAD CODES

- C(.XXX) = Cut leads with actual length (in inches)
- F1 = 2.5mm (.100") Formed Lead Space
- F1C(.XXX) = 2.5mm (.100") Formed Lead Space & cut leads with actual length (in inches)
- F2 = 5mm (.200") Formed Lead Space
- F2C(.XXX) = 5mm (.200") formed lead space and cut leads with actual length (in inches)
- F3 = 7.5mm (.300") lead spacing
- F3C = 7.5mm (.300") lead spacing and cut leads with actual length (in inches)
- SP = Snap-in type with standard lead spacing and 4.5mm lead length
- SP7.5LL = Snap-in type with standard lead space and 7.5mm lead length
- SP7.5LS = Snap-in type with 7.5mm lead space and 4.5mm lead length
- TB = Tape/Box (ammo Style), 5mm (.200") lead spacing
- TBF1 = Tape/Box (ammo style), 2.5mm (.100") lead spacing
- TBST = Tape/Box (ammo style), straight leads (spacing dependent on case size)
- TR = Tape/Reel, 5mm (.200") lead spacing
- TRN = Tape/Reel, 5mm (.200") lead spacing \ominus negative lead leading
- TRF1 = Tape/Reel, 2.5mm (.100") lead spacing
- TRF1N = Tape/Reel, 2.5mm (.100") lead spacing \ominus negative lead leading
- TRST = Tape/Reel, straight leads (spacing dependent on case size)
- TRSTN = Tape/Reel, Straight leads \ominus negative lead leading

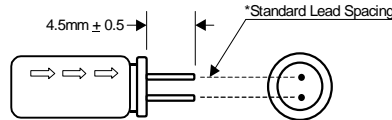
AXIAL LEAD CODES

- TR26 = Tape/Reel, 26mm Tape Width
- TR52 = Tape/Reel, 52mm Tape Width
- TR63 = Tape/Reel, 63mm Tape Width

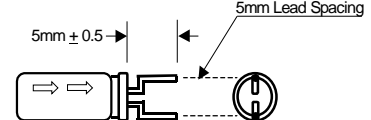
EXAMPLES: (SP) Snap-in Style



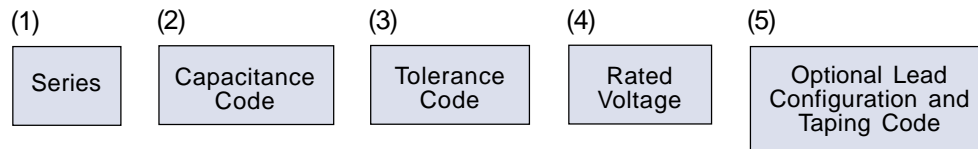
(C) Cut Style



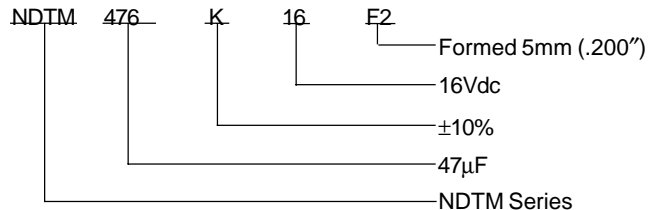
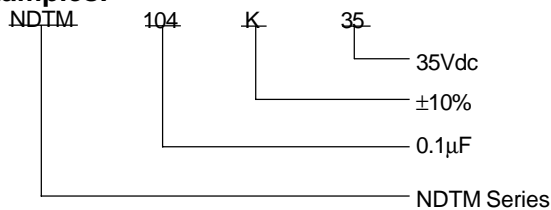
(CF) Cut & Formed Style



SOLID DIP TANTALUM CAPACITORS



Examples:



(1) Series-Type

(2) Capacitance Code expressed in picofarads (pF). Three digit code, where first two digits are significant and third is number of zeros

(3) Tolerance code:

- J = ±5%
- K = ±10%
- M = ±20%

(4) Rated Voltage in V

(5) Lead configuration and taping codes:

- F2 = 5mm (.200") formed lead spacing
- C(.XXX) = cut leads with actual length (in inches)
- TRF2 = Tape/Reel, 5.0mm (.200") lead spacing
- TRF1 = Tape/Reel, 2.5mm (.100") lead spacing
- TBF2 = Tape/Box (Ammo) 5.0mm (.200") lead spacing
- TBF1 = Tape/Box (Ammo) 2.5mm (.100") lead spacing

Examples:

Capacitance (uF)	Code	Capacitance (uF)	Code
0.1	104	10	106
0.47	474	47	476
1.0	105	100	107

Special F3, F4 and F5 style formed leads (see page 72). Please contact NIC for availability.